



Safer Policy and Performance Board

**Tuesday, 14 June 2011 at 6.30 p.m.
Council Chamber, Runcorn Town Hall**

A handwritten signature in black ink that reads 'David Walsh'.

Chief Executive

BOARD MEMBERSHIP

Councillor Shaun Osborne (Chairman)	Labour
Councillor Pamela Wallace (Vice- Chairman)	Labour
Councillor Arthur Cole	Labour
Councillor Susan Edge	Labour
Councillor Frank Fraser	Labour
Councillor John Gerrard	Labour
Councillor Martha Lloyd Jones	Labour
Councillor Norman Plumpton Walsh	Labour
Councillor Margaret Ratcliffe	Liberal Democrat
Councillor Mike Shepherd	Halton Local Independent Party
Councillor Dave Thompson	Labour
Mr B Hodson	Co-Optee

*Please contact Lynn Derbyshire on 0151 471 7389 or e-mail
lynn.derbyshire@halton.gov.uk for further information.*

The next meeting of the Board is on Tuesday, 20 September 2011

**ITEMS TO BE DEALT WITH
IN THE PRESENCE OF THE PRESS AND PUBLIC**

Part I

Item No.	Page No.
1. MINUTES	
2. DECLARATION OF INTEREST (INCLUDING PARTY WHIP DECLARATIONS)	
Members are reminded of their responsibility to declare any personal or personal and prejudicial interest which they have in any item of business on the agenda, no later than when that item is reached and, with personal and prejudicial interests (subject to certain exceptions in the Code of Conduct for Members), to leave the meeting prior to discussion and voting on the item.	
3. PUBLIC QUESTION TIME	1 - 3
4. SSP MINUTES	4 - 14
5. PERFORMANCE MONITORING	
(A) PETITION OBJECTING TO THE PROPOSAL FOR THE INSTALLATION OF ALLEYGATES BETWEEN 21 & 23 MONTGOMERY ROAD, WIDNES	15 - 21
(B) CHESHIRE FIRE AND RESCUE SERVICE ANNUAL BONFIRE SEASON REPORT 2010	22 - 51
(C) PERFORMANCE MONITORING REPORTS - QUARTER 4	52 - 83
6. DEVELOPMENT OF POLICY ISSUES	
(A) SAFEGUARDING ADULTS	84 - 88
(B) HALTON SAFEGUARDING CHILDREN BOARD	89 - 93
(C) SUSTAINABLE COMMUNITY STRATEGY 2010 - 11 YEAR-END PROGRESS REPORT	94 - 114
(D) CHILDREN IN CARE FROM OTHER LOCAL AUTHORITIES	115 - 174
(E) HATE CRIME AND HARRASSMENT REDUCTION STRATEGY	175 - 212

In accordance with the Health and Safety at Work Act the Council is required to notify those attending meetings of the fire evacuation procedures. A copy has previously been circulated to Members and instructions are located in all rooms within the Civic block.

REPORT TO: Safer Policy & Performance Board
DATE: 14 June 2011
REPORTING OFFICER: Strategic Director, Policy and Resources
SUBJECT: Public Question Time
WARD(s): Borough-wide

1.0 PURPOSE OF REPORT

- 1.1 To consider any questions submitted by the Public in accordance with Standing Order 34(9).
- 1.2 Details of any questions received will be circulated at the meeting.

2.0 RECOMMENDED: That any questions received be dealt with.

3.0 SUPPORTING INFORMATION

- 3.1 Standing Order 34(9) states that Public Questions shall be dealt with as follows:-
- (i) A total of 30 minutes will be allocated for dealing with questions from members of the public who are residents of the Borough, to ask questions at meetings of the Policy and Performance Boards.
 - (ii) Members of the public can ask questions on any matter relating to the agenda.
 - (iii) Members of the public can ask questions. Written notice of questions must be given by 4.00 pm on the working day prior to the date of the meeting to the Committee Services Manager. At any one meeting no person/organisation may submit more than one question.
 - (iv) One supplementary question (relating to the original question) may be asked by the questioner, which may or may not be answered at the meeting.
 - (v) The Chair or proper officer may reject a question if it:-
 - Is not about a matter for which the local authority has a responsibility or which affects the Borough;
 - Is defamatory, frivolous, offensive, abusive or racist;
 - Is substantially the same as a question which has been put at a meeting of the Council in the past six months; or
 - Requires the disclosure of confidential or exempt information.

- (vi) In the interests of natural justice, public questions cannot relate to a planning or licensing application or to any matter which is not dealt with in the public part of a meeting.
- (vii) The Chairperson will ask for people to indicate that they wish to ask a question.
- (viii) **PLEASE NOTE** that the maximum amount of time each questioner will be allowed is 3 minutes.
- (ix) If you do not receive a response at the meeting, a Council Officer will ask for your name and address and make sure that you receive a written response.

Please bear in mind that public question time lasts for a maximum of 30 minutes. To help in making the most of this opportunity to speak:-

- Please keep your questions as concise as possible.
- Please do not repeat or make statements on earlier questions as this reduces the time available for other issues to be raised.
- Please note public question time is not intended for debate – issues raised will be responded to either at the meeting or in writing at a later date.

4.0 POLICY IMPLICATIONS

None.

5.0 OTHER IMPLICATIONS

None.

6.0 IMPLICATIONS FOR THE COUNCIL'S PRIORITIES

6.1 **Children and Young People in Halton** - none.

6.2 **Employment, Learning and Skills in Halton** - none.

6.3 **A Healthy Halton** – none.

6.4 **A Safer Halton** – none.

6.5 **Halton's Urban Renewal** – none.

7.0 EQUALITY AND DIVERSITY ISSUES

7.1 None.

**8.0 LIST OF BACKGROUND PAPERS UNDER SECTION 100D OF THE
LOCAL GOVERNMENT ACT 1972**

8.1 There are no background papers under the meaning of the Act.

REPORT TO: Safer Policy and Performance Board
DATE: 14 June 2011
REPORTING OFFICER: Chief Executive
SUBJECT: Specialist Strategic Partnership minutes
WARD(s): Boroughwide

1.0 PURPOSE OF REPORT

The Minutes from the last Safer Halton Partnership meeting, which are subject to approval at the next meeting of the Safer Halton Partnership, are attached for consideration.

2.0 RECOMMENDATION: That the minutes be noted.

3.0 POLICY IMPLICATIONS

3.1 None.

4.0 OTHER IMPLICATIONS

4.1 None.

5.0 IMPLICATIONS FOR THE COUNCIL'S PRIORITIES

5.1 Children and Young People in Halton

None.

5.2 Employment, Learning and Skills in Halton

None.

5.3 A Healthy Halton

None.

5.4 A Safer Halton

None.

5.5 Halton's Urban Renewal

None.

6.0 RISK ANALYSIS

6.1 None.

7.0 EQUALITY AND DIVERSITY ISSUES

7.1 None.

8.0 LIST OF BACKGROUND PAPERS UNDER SECTION 100D OF THE LOCAL GOVERNMENT ACT 1972

8.1 There are no background papers under the meaning of the Act.

SAFER HALTON PARTNERSHIP

At a meeting of the Safer Halton Partnership Tuesday, 15 February 2011 Civic Suite, Town Hall, Runcorn

Present	S. Blackwell	Cheshire Police
	S. Boycott	Cheshire Police
	Cllr D. Cargill	Cheshire Police Authority
	A. Collins	Police Authority
	S. Eastwood	HBC Health and Community
	D. Houghton	HBC Policy and Partnerships
	D. Johnson	HBC Health and Community
	A. Jones	Democratic Services
	R. Lyden	HBC
	C. Myring	Adults & community
	Cllr S Osborne	HBC
	D. Parr	Chief Executive
	N. Sharpe	Halton Housing Trust
	K. Thornden	Cheshire Probation
	C. Walsh	Halton & ST Helens PCT
	L. Weston	Cheshire Immigration Team - UK Border Agency
	L. Lucas	Cheshire Fire & Rescue Service

Action

SHP38 WELCOME & INTRODUCTIONS

David Parr welcomed everyone to the meeting and introductions were made around the table.

SHP39 APOLOGIES

Apologies had been received from Christine Frazer, Richard Gorst, Phil Kilgour, Paul McWade and Richard Strachan.

SHP40 MINUTES FROM LAST MEETING

The minutes of the last meeting held on 10th November 2010 were agreed as a correct record.

SHP41 PRESENTATION: UPDATE ON THE HALTON SUBSTANCE MISUSE PROJECT

Collette Walsh presented to the Partnership an update on the Halton Substance Misuse Services Project in Halton.

She commented that the purpose of the project was to commission a fully integrated, recovery orientated, substance misuse treatment system in Halton. The system would integrate both alcohol and drugs services for adults (19 years and over) and would bring numerous benefits to some of the most vulnerable members of our community.

The benefits of such a system were outlined:

- A streamlined, integrated recovery service for service users (SU's) and carers;
- Improved access routes for GP's and other stakeholders;
- An improved response to the changing patterns of substance misuse in the Borough;
- A recovery oriented integration system would rely much more on a balance between commissioned services and mutual aid/peer support. Additionally parents would be better able to care for their children; there would be a reduction in health inequalities, crime, social integration (employment and housing); prevention of inter-0generational transmission of addiction and other social problems such as welfare dependency;
- Partnership arrangements would be enhanced;
- Opportunity for 'Payment by Results' – provider income or a proportion of it is linked to outcomes and/or patient experience/satisfaction;
- The combining of services would allow higher contract values, stimulate the market and obtain better value for money; and
- Service would improve including timely access to service in relation to alcohol.

It was noted that the project would have four phases:

1. Define the "As is" and utilise all existing knowledge regarding the effectiveness of existing services complete;
2. To vision a future "To be" state and make recommendations for improvements as part of an options appraisal. One of the options that would be explored was a single entry point into services;
3. Procurement; and
4. Implementation on 1 September 2011.

In summary Collette advised that there were challenges ahead in that the project was a shift from a medical model to a social model; there were time pressures to meet the 1 September implementation; there was

uncertainty in the current climate and a requirement to motivate those involved.

RESOLVED:

- 1) That the presentation and comments made be noted; and
- 2) That Collette Walsh be thanked for her informative update.

SHP42 TASK GROUP UPDATES

The Partnership received the Task Group updates and the following comments were noted:

a) Performance Management

Now that the national indicator set and the LAA would cease on 31 March 2011, partners were asked to consider appropriate indicators that would help monitor progress on delivery of the SHP priorities. A paper was tabled which contained details of suggestions for discussion. Any further relevant data that needed adding should be sent to Mark Riley.

During debate, a query rose with regards to out of Borough 'Looked After Children' and whether there was any significant distortion of anti social behaviour figures resulting from them. David Parr would look into identifying these children and would revert to the Partnership with findings.

The group also noted that figures relating to violent crime and alcohol consumption and sexual abuse amongst 13-16 year olds would be relevant to the SHP priorities.

b) Alcohol Enforcement

The report showed good results. It was noted that the work here tied in with the health agenda.

c) Quarterly Alcohol Update

Also a positive report with good results for Q3 alcohol projects.

d) Anti Social Behaviour (ASB)

The reduction in youth ASB was welcomed. It was noted that ASB was seasonal and it was anticipated that it would peak in the summer months. It was

commented that it was important to make the community aware of the outcomes of crime through marketing and publicity.

e) Crime Action Group

The report included details of recent media campaigns.

f) Domestic Abuse

The reduction in the number of arrests for Q3, compared with this time last year, was welcomed. Councillor Osborne requested that Councillors be given the opportunity to participate in some training. Member services would be made aware of the next courses available.

Rosie Lyden would be leaving her post this month and David Parr thanked her, on behalf of the Partnership, for her work over the past two years raising the profile of Domestic Abuse in the Borough.

g) Drugs

Carers assessment were continuing and the DAAT team attended the Windmill Hill, Norton North & Norton South Area Forum to raise awareness of substance misuse and carer involvement, which was deemed a success.

Since the update report was submitted Steve Eastwood had been advised that Job Centre Plus (JCP) had found employment for six service users and had secured six places for service users with training providers. David Parr suggested a media event around this which Steve would look into. Dwayne commended the newsletter on behalf of the group and requested that a copy go to Lunt's Pharmacy in Runcorn.

h) Partnership Tasking & Coordination

The key achievements over the last quarter included Operation Pistachio 3; operation Facilitate; Dragon's Den; ASB partnership Tasking Vehicle and Operation Stay Safe. The group welcomed the positive feedback from the community.

i) Prolific & Other Prolific Offender Team

It was noted that the team would be increased from 2 to 3 1/2 staff. The Halton PPO/RJ work was now being recognised at National level with the team hosting workshops at an ACPO National RJ

Conference in Feb 2011 and at the annual Community Safety Conference in June 2011. Following an enquiry, Simon would flag up any statistics within the data that referred to 'Looked After Children'.

j) Drugs Enforcement/Prevention

The good work had been ongoing, thanks to be conveyed to the team.

k) Street Watch

This was a community patrol initiative where members of the community patrolled their own area in an attempt to help reduce crime and disorder. A monthly strategy group meeting was planned to look at the results. Councillor Osborne offered assistance with this on behalf of all councillors and requested the Police to advise elected Members when and where the patrols would take place.

RESOLVED: That

- 1) David Parr to liaise with Gerald Meehan and Child Services to produce a paper on issues arising from the placement of looked after children in Halton from outside the Borough;
- 2) Rosie Lyden to contact Member Services with information on next Domestic Abuse awareness training courses;
- 3) Steve Eastwood to investigate possible media event around JCP successes with service users at Ashley House;
- 4) Simon Blackwell would flag up any PPO issues arising from the placement of looked after children in Halton from outside the Borough; and
- 5) Street Watch patrol information to be provided to the relevant elected Members.

SHP43 BLUE LAMP REPORTS - RUNCORN & WIDNES

The Partnership was presented with the Runcorn and Widnes Reassurance and Blue Lamp Project Reports for Q3 (October to December 2010).

It was commented that the reports had always proved popular with Members and other readers; they were

informative and interesting to read and were a good communication tool. They had, over time, shown the transformation of Policing in Halton.

For information, Simon Blackwell announced that Sgt Delooze, who had responsibility for the Runcorn report, was retiring.

RESOLVED: That the information be noted.

SHP44 HATE CRIMES

The Partnership received the Q3 Hate Crimes Report (October to December 2010).

It was reported that out of 26 incidents reported to the Police, 13 had been found to meet the Hate Crime criteria. All crimes were progressed satisfactorily and monitored by the Diversity Team.

SHP45 COALITION DRUGS STRATEGY

Steve Eastwood briefed the Partnership on the new national drug strategy, 'Supporting People to Live a Drug Free Life' which was launched in early December 2010.

He stated that the two overarching aims of the strategy were to reduce illicit and other harmful drug use, and to increase the numbers recovering from their dependence. In order to achieve these aims the strategy would concentrate on three key areas: reducing demand; restricting supply and building recovery in communities.

He commented that the Coalition was keen to incentivise treatment systems to deliver on recovery outcomes (Payment by Results). Partnerships were currently being invited to become involved in a pilot for this although no agency had come forward yet. A suggestion was made that this could be achieved through partnering with another agency. Dwayne Johnson would check where the strategy would be placed structurally within the organisation so that this could then be taken forward.

RESOLVED: That

- 1) The report be noted; and
- 2) The SHP consider the following options:

- i. Agreement with the Children's Trust that there was adequate local provision for children and families affected by parental drug and alcohol misuse;
- ii. Outcome measures for the substance misuse service would focus primarily on health, employment and training and planned exits from treatment;
- iii. A 'Recovery Board' encompassing substance misuse, offenders and mental health be established to strategically support the development of social of community recovery capital with these socially excluded groups;
- iv. A mechanism was established to provide a strategic overview of the illegal drugs and alcohol markets; and
- v. In-patient drugs and alcohol detoxification and residential rehabilitation services are re-commissioned establishing a small, select list of preferred providers.

SHP46 SAFEGUARDING ADULTS AND SERVICE INSPECTION OF ADULT SOCIAL CARE

The Partnership received a report from the Strategic Director – Adults and Community, presenting details of the outcome of the Service Inspection of Adult Social Care, carried out by the Care Quality Commission (CQC). The report also updated the members on the key issues and progression of the agenda for safeguarding 'vulnerable adults' in Halton.

Particular reference was made to the increased training of partners to raise awareness via the e-learning course, the review of the whistle blowing policy within the NHS and the increase in marketing and publicity.

The Partnership was advised that the Halton Safeguarding Adults Board (HSAB) would monitor actions detailed in the Improvement Plan to ensure that satisfactory progress was made.

Councillor Osborne and other members commended the results of the Inspection Report.

RESOLVED: That the Partnership note the report and associated appendices.

SHP47 SAFER HALTON FUNDING

The partnership received a report updating members on the present situation with the funding for the Partnership.

David Parr presented the report which stated that following the request from HSPB, the SHP handed back £368,000 from their 2010/11 funding allocation, which included uncommitted funding from WNF, SSCF and LPSA2. Since then the HSPB had agreed that this amount be returned to the SHP for use in 2011/12, along with an additional £80,000, making a total of £448,000. This would now be used to fund a number of projects put forward from the SHP, namely: anti social behaviour, domestic abuse and sexual violence provision, licensing enforcement and integrated offender management.

It was noted that in addition to this, the HSPB had agreed that the SHP could re profile the £532,000 LPSA2 funding allocated to SHP for Blue Lamp for 2011/12. This would enable some of the funding for the Police sergeants to be re profiled to fund the community safety team, thus saving posts that would otherwise have been at risk.

He also announced that since the report, the SHP had received further funding from the SSCF allocation: £199,000 for 2010/11; £158,000 for 2011/12 and £80,000 for 2012/13. Partners would need to meet in light of this to discuss how the money should be spent, in the meantime all were requested to revert in the next few days with their views on the spend.

RESOLVED: That

- 1) The Partnership note the report; and
- 2) Partners revert to David Parr in the next few days submitting their views on how the SSCF allocation should be spent.

SHP48 LETTER TO LOCAL AUTHORITY CHIEF OFFICERS

A letter received by David Parr, from the Home Secretary, titled 'Cutting Crime Together' was presented to the Partnership for information. It set out Government intentions for community safety and the role of local authorities and Partnerships.

The letter stated that Government recognised that

cutting crime and protecting vulnerable people from harm was best achieved by local agencies collaborating effectively together. They recognised the importance of partnership working in the delivery of the Government's agenda and they saw local authorities playing a key role, as leaders of the local partnerships. The letter went on to outline the Government's reform agenda and future funding.

RESOLVED: That the report be noted.

SHP49 ANY OTHER BUSINESS

A note of thanks was made to Mark Riley, who had produced the performance reports for Community Safety and was now moving to another post following the cessation of the LAA at the end of March 2011 and the removal of the national indicator set.

SHP50 ITEMS FOR INFORMATION

A letter from Cheshire Police Authority received by Chief Executive, titled '*Police Reform and Social Responsibility Bill*' was attached for information. Chief Executive's response to this is attached to the minutes for information.

RESOLVED: That the information be noted.

Meeting ended at 4.15 p.m.

REPORT TO: Safer Halton Policy and Performance Board

DATE: 14th June 2011

REPORTING OFFICER: Strategic Director Policy and Resources

SUBJECT: Petition objecting to the proposal for the installation of alleygates between 21 & 23 Montgomery Road, Widnes

WARDS: Riverside, Ditton, Broadheath

1.0 PURPOSE OF THE REPORT

- 1.1 To advise members of the receipt of a petition containing 13 signatures of residents of Somerville Road, Gathurst Court and Standish Court who object to the proposed installation of alleygates to a pathway between 21 and 23 Montgomery Road, and to recommend a proposed course of action.

2.0 RECOMMENDATION: That

- (1) The petition be noted; and
- (2) The Board endorse the request not to erect alley gates on the pathway between house numbers 21 and 23 Montgomery Road and hence that a Gating Order for this location not be pursued; and
- (3) The Community Safety Partnership continue their involvement to address anti-social behaviour problems in the area; and
- (4) The petitioners be informed of the decision of the Board.

3.0 SUPPORTING INFORMATION

- 3.1 A petition (attached as Appendix 1) has been forwarded to the Council stating the following:

"We the undersigned would like to object to the opening between 21 & 23 Montgomery Road being alley gated. The reasons for this are, we believe that it could potentially be life threatening, due to the fact that the path, which runs from Chestnut Lodge to St Michaels View and St Michael's jubilee golf club, is a well used footpath. We understand that it is technically designated a cycle path but has always been used as a public footpath. If this area is gated we have concerns that it could lead to people being vulnerable to attack as there would be no way off getting off the path should this happen. Also children and adults use this pathway to and from school or the park, they do this to avoid crossing Dundalk Road as this is a busy road for traffic during peak times. The crossing lights in the location do not work properly and there have been quite a few near misses when

people have attempted to cross when they have right of way. We would ask that you give this matter due consideration and look forward to hearing from you in due course.”

- 3.2 At its meeting on 21st September 2010, the Board considered a report of the Strategic Director, Environment and Economy which outlined anti-social behaviour which was occurring to the rear of Montgomery Road, Widnes. The Board was advised that an eleven-point action plan to address the anti social behaviour to the rear of Montgomery Road, which was detailed in the report, was in the process of being implemented and that its impact would be monitored and assessed. The Board resolved that the plan be supported. Furthermore, following discussion in relation to the establishment of an alleygate in the pathway leading from Montgomery Road, the Board resolved that a working group, including Members of the Board, be established to consider how to proceed with alleygating in the future.
- 3.3 The Council’s Community Safety Department has reported greater Police involvement in this area and the problems, which are being addressed by the action plan, have declined in frequency and intensity. The action plan has already resulted in crime statistics falling.
- 3.4 A number of the complaints of ASB had related to gangs of young people congregating in the area and throwing stones. Through implementing actions under the plan, the Council made some significant improvements to the area: the cutting back and removal of foliage has improved surveillance; more significantly, approximately £7600 has been spent resurfacing the path in tarmac, thus removing the loose stones that had become a problem with the previous gravel surface. These works have proven to be effective in combating some of the reported problems as well as improving the route for pedestrians.
- 3.5 This path provides an important link to the cycle-way network on the former railway ‘loop-line,’ which was constructed in the 1980’s using European funding. Local residents use the footpath / cycleway as a safe route to shops and amenities at Chestnut Lodge, thereby avoiding having to cross the busy Dundalk Road. The path also provides vehicular access to allotments situated at the rear of property numbers 19 to 37 Cunningham Road. Members of the public would be inconvenienced if this key link to the footpath / cycleway were to be gated.
- 3.6 The area where young people are reported to be gathering is accessible from each end of the footpath / cycleway via Dundalk Road bridge and also from the St Michaels end of the path. The petitioners make the point that if gates were to be erected on the link path, between house numbers 21 and 23 Montgomery Road, this would close a valuable egress point,

which could compromise the safety of users of the main footpath/cycleway route. If gated, it is likely that use of the footpath / cycleway would reduce which may, in turn take away some of the natural surveillance that exists at present from legitimate users of the route.

- 3.7 During October 2010, an informal local consultation was carried out in the area by Halton Borough Council in order to gauge the views of residents in respect of an Alley Gating scheme being introduced at this location. Letters were delivered to approximately 250 houses on each side of the footpath / cycleway. A total of 42 responses were received including 9 objections to the scheme and 33 in support. A petition, which is the subject of this report, was also received signed by 13 local residents opposing the gating scheme in this area. The signatures on petition included one original objector who responded to the consultation, bringing the numbers against the scheme to 21 (or 39%) and numbers in favour 33 (61%).
- 3.8 Those respondents opposed to the proposal, argued that the pathway should remain open, as it provides a valuable, convenient and safe route to school for the children of the area, avoiding the need to cross the very busy Dundalk Road at peak hours.
- 3.9 It should be noted that five of those who responded in support of the scheme made additional comments requesting the closure of another link onto the footpath / cycleway, from the Chillington / Netherfield estate, or expressed the hope that the proposed gating would resolve problems on the main route entirely. It would appear from these responses that the consultation may have raised the expectation levels of some residents in these respects. However, this gating proposal does not form part of a wider scheme. The gating of all accesses to this part of the cycle network is something the Highway Authority would be opposed to as this could lead to a sustainable transport route that is no longer used for its intended purpose and could lead to an increase in anti-social behaviour due to a reduction in natural surveillance.

4.0 POLICY IMPLICATIONS

- 4.1 The Local Transport plan states that the Council will promote cycling and walking and provide safe routes to school. Alongside the UDP it aims to provide sustainable access to employment and local amenities. The Rights of Way Improvement Plan looks to provide access to rural and countryside areas as well as leisure amenities. The gating of safe routes to school and access to the cycle network is contrary to meeting these aims.

5.0 OTHER IMPLICATIONS

- 5.1 **Resource implications:** the cost of erecting the gates would be met by Area Forum budgets.
- 5.2 **Social Inclusion Implications:** Access to the footpath cycleway provides the community with a convenient route to access employment areas in south and east Widnes via connections to the cycleway network.
- 5.3 **Sustainability Implications:** Access to the footpath cycleway provides the community with a convenient route to access the cycleway network which is a key part of sustainable transport infrastructure across Widnes.
- 5.4 **Legal Implications:** Where evidence exists to justify gating orders to be made the provisions of Section 129A Highways Act 1980 should apply in implementing the Alleygating procedure.
- 5.5 **Crime and Disorder Implications:** These are covered in detail within the body of the report.

6.0 IMPLICATIONS FOR THE COUNCIL'S PRIORITIES

6.1 Children and Young People in Halton

This is a well used route by children and young people. Through the consultation and via the petition, the Council has received objections from local residents highlighting this as being a safe route to school as it provides a convenient cycle and pedestrian friendly route avoiding the busy Dundalk Road.

6.2 Employment, Learning and Skills in Halton

The footpath / cycleway is a well used route by residents accessing work and employment areas and preventing means of access onto the route by gating, would disadvantage legitimate users.

6.3 A Healthy Halton

Gating of this link pathway is likely to discourage the use of the footpath / cycleway network potentially reducing the benefit of walking and cycling to promote health and well being and possibly encouraging greater car use. Gating could lead to reduced stress levels by any residents directly affected by anti-social behaviour resulting from the path's availability.

6.4 A Safer Halton

In tackling crime and anti-social behaviour, the Council and its partners aim to create safer places and improved quality of life through reduced stress.

There has already been a significant positive impact on the area after maintenance and improvement works. The Council's Community Safety Department has reported greater Police involvement in this area and has already seen crime statistics falling as a result of the combined efforts of the partnership and without gating any access points.

6.5 Halton's Urban Renewal

There are no urban renewal implications.

7.0 RISK ANALYSIS

There are no risks associated with the proposed action.

8.0 EQUALITY AND DIVERSITY ISSUES

- 8.1 There is a potential issue with elderly and disabled users of the path accessing the allotments to the rear of 19-37 Cunningham Road. If the path were to be gated as proposed, there could be a high negative impact on these equality groups.

9.0 LIST OF BACKGROUND PAPERS UNDER SECTION 100D OF THE LOCAL GOVERNMENT ACT 1972

Document	Place of Inspection	Contact Officer
Police crime statistics	Community Safety Unit 10 Turnstone Business Park Mulberry Avenue Widnes Waterfront Widnes WA8 0WN	Mike Andrews
Response to informal consultation of 25/10/10 (42 replies)	Highways Development Division, Rutland House, Halton Lea, Runcorn	Jon Farmer

Ms Helen Bushell
Mrs Pamela Topping

To whom it may concern we the undersigned would like to object to the opening between 21 and 23 Montgomery Road being alley gated. The reasons for this are, we believe that it could potentially be life threatening, due to the fact that the path that runs from Chestnut lodge to ST Michaels view and ST Michaels jubilee golf club is a well used footpath, we understand that it is technically designated a cycle path but has always been used as a public footpath. If this area is gated we have concerns that it could lead to people being vulnerable to attack as there would be no way of getting off the path should this happen. Also children and adults use this pathway to and from school or the park they do this to avoid crossing Dundalk road as this is a busy road for traffic during peak times, the crossing lights in the location do not work properly as there have been quite a few near misses when people are attempting to cross when they have the right of way. We would ask that you give this matter due consideration and look forward to hearing from you in due course.

NAME ADDRESS

S Price

W. O. B. M. S. S. S.

L. Scarsse

D. Fahy

A Fahy

K. Barton

D Barton

M. O. Brien

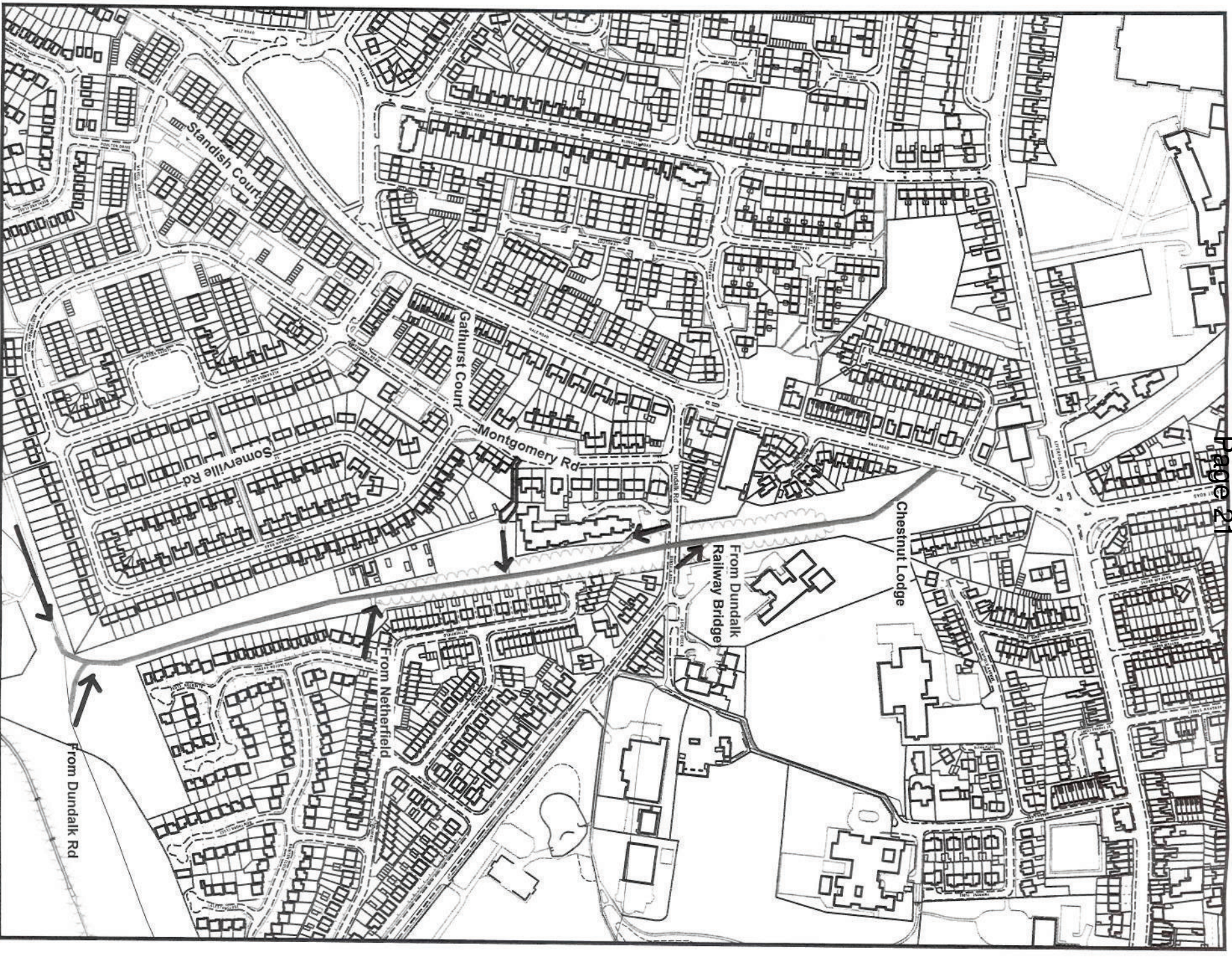
Mrs A Passmore

Mrs M. McLaughlin

B. Scallan

K. Ashton

2.



Date :
Scale :



REPORT TO: Safer Policy and Performance Board

DATE: 14 June 2011

REPORTING OFFICER: Strategic Director, Communities

SUBJECT: Cheshire Fire and Rescue Service Annual Bonfire Season Report 2010

WARDS: Borough-wide

1.0 PURPOSE OF THE REPORT

1.1 To present a report by Cheshire Fire and Rescue Service on the Annual Bonfire Season Report 2010.

2.0 RECOMMENDATION: That

(1) The Board note the contents of the report, paying particular attention to the Recommendations on page 38.

3.0 SUPPORTING INFORMATION

3.1 The Cheshire Fire and Rescue Service Annual Bonfire Season Report covers the period from 18th October to 8th November 2010 when activity is increased across the UK for the Service.

3.2 The report covers:

- Recording of Bonfire Incidents
- Pre-Planning and Partnership Activity
- Bonfire Removal Schemes
- Educational Events and Activities
- Diversionary Events
- Response
- Fire and Rescue Control
- Media
- Incident Data and Performance

3.3 During 2010, the service total of Small Deliberate Fires (SDFs) was 258, compared to 193 during 2009. This is an increase of 50% for both Halton and Warrington. The report makes comparisons with the same period of time during 2009, but notes that factors such as different weather conditions and Bonfire Night falling on a Friday in 2010 should be taken into account.

There were no recorded attacks on operational staff during 2010, which is a decrease of five attacks on the previous year.

3.4 The report concludes that there are five towns across Cheshire that historically display the highest levels of activity involving SDFs at all times of year, not just the

bonfire season. These are Warrington, Widnes, Runcorn, Ellesmere Port and Winsford.

Bonfire Removal Schemes continue to remain an effective means of reducing the numbers of SDFs. A visual presence of teams actively removing material will discourage the “rebuilding” of bonfires.

3.5 The report recognises the hard work and enthusiasm of departments within the service and of partners. Without the combined efforts of all involved it is likely that the number of SDFs would have been far greater.

3.6 The report details 12 recommendations, including:

- Cheshire Fire and Rescue Service continues to lead, support and advise organisations holding organised bonfire and firework displays.
- Any successful prosecutions relating to the building of bonfires are published to reinforce the message that bonfires on public land are illegal.
- Removal of large items, normally charged for by LAs, is provided as a free service during the preceding month.
- Data is gathered from Primary Care Trusts next year regarding the number of injuries involving fire and fireworks. This data should be a useful indicator to support the service recommendations that organised events are the safest way to celebrate.

4.0 POLICY IMPLICATIONS

4.1 None.

5.0 OTHER/FINANCIAL IMPLICATIONS

5.1 None.

6.0 IMPLICATIONS FOR THE COUNCIL’S PRIORITIES

6.1 Children and Young People in Halton

None.

6.2 Employment, Learning and Skills in Halton

None.

6.3 A Healthy Halton

None.

6.4 A Safer Halton

This work is fundamental to the overall long-term safety of people living in Halton.

6.5 Halton's Urban Renewal

None.

7.0 RISK ANALYSIS

7.1 Annual monitoring of the bonfire season ensures that priority areas for improvement are closely observed. Measures are then put in place to improve standards where necessary.

8.0 EQUALITY AND DIVERSITY ISSUES

8.1 None identified.

9.0 LIST OF BACKGROUND PAPERS UNDER SECTION 100D OF THE LOCAL GOVERNMENT ACT 1972

9.1 None under the meaning of the Act.



Community Fire Protection Department

Annual Bonfire Season Report 2010

Author Colin Heyes

Arson Reduction Manager

Version 1.10 CJH

CONTENTS

Section 1:	Executive Summary.....	pg2
Section 2:	Recording of Bonfire Incidents	pg3
Section 3:	Pre-Planning and Partnership Activity	pg4
Section 4:	Bonfire Removal Schemes.....	pg5
Section 5:	Educational Events and Activities	pg6
Section 6:	Diversionsary Events.....	pg8
Section 7:	Response	pg10
Section 8:	Fire and Rescue Control.....	pg11
Section 9:	Media.....	pg12
Section 10:	Incident Data and Performance.....	pg14
Section 11:	Evaluation.....	pg21
Section 12:	Conclusion.....	pg22
Section 13:	Recommendations.....	pg23
Appendix	Green Bulletin Item.....	pg24

1. Executive Summary

1.1 The Annual Bonfire Period represents a period of increased activity for the Police and Fire and Rescue Services across the UK. The period considered for this report is 18th October to 8th November 2010.

1.2 Anti Social Behaviour (ASB) manifests in various forms during this period, which includes Halloween and Bonfire Night itself, and the 'Mischief Nights' which become adopted by the young people of the UK.

1.3 Mischief Night is mostly regarded as being the 30th October, but in some areas the 4th November is also a 'Mischief Night' where teens and pre-teens take the opportunity to 'prank' on doorsteps, or in some areas, indulge in more sinister forms of ASB ranging from egg throwing to acts which could be categorised as Arson with intent to endanger life.

1.4 This includes the setting of deliberate fires of all kinds, in addition to the nuisance bonfires which have become more prevalent in some areas over recent years. This places pressure on the resources of Cheshire Fire & Rescue Service due to an increase in call levels, in some areas reaching almost 4 times the normal level of incidents classed as small deliberate fires, hereafter referred to as SDF's (BV206iii).

1.5 Due to the difficulties in the recording of incident classifications due to the introduction of IRS last year, the data in the 2009 Bonfire Report is less precise than first thought. The incidents in question have since been reclassified and correctly validated, and the comparison data in this report can be regarded as accurate.

1.6 Also because of the lack of a specific 'Bonfire' category within IRS, this report will consider all SDF's during the Bonfire Season. This will also reflect the increase in all ASB involving fire setting, not just nuisance and celebratory bonfires.

1.7 This organisation and our partners have for many years recognised the damage done to communities by ASB during the Bonfire Season, and significant amounts of time, effort, resources and money are expended in an attempt to ensure the safety and wellbeing of the population, whilst allowing and encouraging people to celebrate the season safely. A summary of these activities by unitary area is included within this report.

1.8 Incident data for this Bonfire Period Report will be taken from 18th October 0800 hrs to 8th November 0800 hrs. The recording period has been adjusted to reflect the actual day of Bonfire Night (Friday in 2010) and to include the weekend following. Historically the level of operational activity has been high on the weekend following the 5th November, as many people see this as a further weekend of either well intended celebration or ASB.

1.9 Comparative incident data in this report from previous years has also been taken from similarly adjusted recording periods, not the fixed period of 15th October – 6th November used previously.

1.10 There were a total of 258 SDF's this year during the reporting period, compared to 193 last year. We did not suffer any attacks on Fire-fighters this year, except for an incident involving an egg thrown at an appliance. There were 5 reported attacks last year.

1.11 This report considers the activities and objectives of CFRS and various partner organisations and their actions which are intended to contribute to a reduction in the number of SDF's year on year, and in particular during the Bonfire Period. The incidents attended during the Bonfire period can have a significant effect on the Service aim of a reduction in SDF's by 10% year on year.

2. Recording of Bonfire Incidents

2.1 The national Incident Recording System (IRS) does not currently have a specific category for Bonfires, either for use during a specific period, or for use all year round. Opinions of the various IRS user groups as to whether this is necessary are divided. A number of FRS are lobbying to introduce the category, and a number are resisting on the grounds that a Bonfire is just loose refuse, and should be recorded as such.

2.2 Cheshire Fire & Rescue Service still uses 'stop codes' in addition to the IRS, and a detailed Green Bulletin Item was published early in October to explain to operational managers how to report and record incidents during the specified Bonfire Period

(See Appendix).

2.3 Although Bonfires are generally recorded on IRS as 'Loose refuse', the previously used categories of A, B and C were to be sent within the stop message.

Bonfire Category A - Dangerous
Bonfire Category B - Nuisance
Bonfire Category C - No action.

2.4 Control staff were also instructed to 'tag' bonfire incidents throughout the recording period so that the data could be interrogated if required.

2.5 Category C Bonfires were allowed to burn as safe celebratory events. These were recorded as a False Alarm Good Intent, not as controlled burning as in previous years.

3. Pre Planning and Partnership Activity

3.1 Unitary Performance and Station Managers from CFRS engaged with local partners in each of the four Unitary Authority Areas in order to plan a variety of individual interventions and broader strategies based on local needs, historical data, and political will. The objectives of these interventions and strategies were:

Prevention through education.

Prevention through removal of 'fuel'

Prevention by organising 'diversionary' events

Operational response

Local Authority Waste Enforcement

3.2 Specific Bonfire strategies were produced for CWAC, Warrington, and Halton. Cheshire East Unitary Area, which historically does not have the same levels of ASB involving deliberate fire setting, produced local initiatives based on each of the Local Area Partnerships.

3.3 Bonfire Removal Schemes have proved to be effective in previous years, and these were used again this year in Cheshire East, CWAC, Halton, and Warrington.

(Arrangements for each Bonfire Removal Scheme varied, as did costs. CFRS contributed financially to these schemes, please table page 5).

3.4 Educational events were delivered by our own Community Safety and Operational staff in partnership with Cheshire Police at a number of schools, Community Centres and other locations across all four unitary areas. These events were targeted locally and based on risk profiles. Bonfire and Firework Safety was also discussed with householders during H.S.A's delivered during this period

3.5 Targeted Response Vehicles were again deployed by CFRS in the key areas of:

Ellesmere Port

Winsford

Warrington

Halton

3.6 A summary of the activities, strategies, interventions, response and costs can be found on the following pages.

4. Bonfire Removal Schemes

UPA	CFRS COST	OTHER CONTRIBUTORS COSTS	NUMBER OF BONFIRES REMOVED	NUMBER OF SDF'S IN UNITARY	TOTAL COSTS
CWAC	NIL	£15K	63	83	£15K
Warrington	£400	£1500	38	56	£1900
Halton	£500	£7800	36	84	£8300
Cheshire East	NIL	Absorbed within LA budget.	3	35	n/a
TOTALS	£900	£24300	140	258	£25200

4.1 CWAC costs were borne by the Safer Stronger Partnership (£10k) and £2.5k each from Weaver Vale Housing Trust, and Chester and District Housing Trust.

4.2 Weaver Vale housing trust also operated their own collection service for refuse on their own land. This was a daytime service only. CWAC Streetscene teams operated until 1900 hrs.

4.3 There is anecdotal evidence of vans 'dumping' waste furniture at locations in Ellesmere Port on Bonfire Night. This maybe trade waste being disposed of cheaply, or disposal of large household items that would normally have to be paid for by the resident.

4.4 At the time of writing CWAC Streetscene are attempting to prosecute a Winsford resident for setting a Bonfire on public land at the rear of his house.

4.5 Warrington Borough Council and Golden Gates Housing also provided large skips at 4 strategic locations within the Borough, to assist with the removal of Bonfire 'fuel'. Residents were encouraged to dispose of large items in these skips, reducing the availability of 'fuel' for local bonfires.

4.6 Halton Bonfire removal costs were shared predominantly by the 6 local housing associations, with contributions from CFRS, HBC, and the Tasking and Coordination group. Work was completed by 'Smiths', a local contractor who have performed this service before. It is commendable that HBC and Smiths are able to provide a summary of each removal incident, and the percentage of waste recycled.

4.7 Cheshire East Council operated a Bonfire removal scheme which was paid for by absorption into the Local Authority budget (Streetscape). Wolvern Housing also removed a small number of bonfires post ignition

5. Educational Events and Activities

5.1 Community Safety Managers deployed advocates across the four unitaries to deliver the following.

CWAC CS Fireworks & Bonfire Safety 2010

Event	Location	Date	Audience Size	Age Group
Bonfire Safety Talk	Whitby High School, Ellesmere Port	18/10/10	270	Secondary School pupils
Bonfire Safety Talk with Cheshire Police	Wharton Primary School, Winsford	18/10/10	30	Primary School pupils
Bonfire Safety Talk	The Academy, Ellesmere Port	19/10/10	210	15-16 years
Bonfire Safety Talk	The Academy, Ellesmere Port	20/10/10	520	Secondary School pupils
Bonfire Safety Talk	Hartford Primary School, Northwich	20/10/10	30	Primary School pupils
Bonfire Safety Talk with Cheshire Police	Greenfields School	21/10/10	30	Primary School pupils
Bonfire Safety talk as part of a community initiative run with Chester Football Club	Blacon High School	21/10/10	88	Secondary School pupils
Bonfire Safety Talk	Whitby High School, Ellesmere Port	01/11/10	270	Secondary School pupils
Bonfire Safety Talk	Whitby High School, Ellesmere Port	03/11/10	270	Secondary School pupils
Bonfire Safety Talk	Cuddington Primary School, Northwich	03/11/10	30	Primary School pupils
Bonfire Safety Talk as part of ongoing programme to promote fire safety.	Petty Pool	03/11/10	8	Adults with learning difficulties
Key Stage Two Talk with emphasis on bonfire and sparkler safety	Greenbank School, Northwich	03/11/10	98	Special Needs pupils all ages
Key Stage Two Talk with emphasis on bonfire and sparkler safety	Greenbank School, Northwich	04/11/10	98	Special Needs pupils all ages
Key Stage Two Talk with emphasis on bonfire and sparkler safety	Hebden Green School, Northwich	04/11/10		Special Needs pupils all ages
Chester Lions Bonfire – Chip Pan display & Fire Safety	Chester Racecourse	06/11/10	+1000	Various

5.2 Total from above events inc' Chester Racecourse engagement is approx 2950.

5.3 Many of the above visits were undertaken in partnership with PCSO's and operational staff from Winsford also visited 7 local primary schools with PCSO's to talk about Bonfire and Firework Safety.

5.4 A Pizza and Coke night at Wharton Youth Centre was also well attended and the opportunity to engage with local youths was used to good effect.

5.5 Warrington CS

Advocates and PCSO's in Warrington visited four targeted Primary Schools in Warrington to deliver a Winter Safety talk. Total audience size was approximately 700. HSA's delivered by advocates and operational crews were targeted in the areas where WBC and Golden Gates Housing provided skips, to afford the opportunity of giving additional advice.

5.6 Halton CS

School	Sessions Delivered	Date	Audience
Hill View Primary School, Runcorn	A presentation on Matches & Lighters & firework safety	7/Oct	25 children aged 7-8
Holy Spirit Primary School, Runcorn	A presentation on Matches & Lighters & firework safety	8/Oct	23 children aged 7-8
Moore Primary School Runcorn	Bonfire & firework safety presentation in partnership with Cheshire Police	1/Nov	80 children Whole school
St Mary's Primary School Runcorn	Bonfire & firework safety presentation in partnership with Cheshire Police	1/Nov	122 children Whole school
All Saints Upton Primary School Widnes	Bonfire & firework safety presentation in partnership with Cheshire Police	1/Nov	110 children Whole School
The Grange High School Runcorn	Bonfire & firework safety presentation in partnership with Cheshire Police	2/Nov	140 children Year 7/8 Aged 11-12

5.7 In addition to this Halton Advocates delivered Key Stage 2 visits to 6 schools in Frodsham and Helsby during the lead in to the Bonfire Period. These were specifically booked the week before Half Term in order to deliver a Bonfire & Firework safety message as well as a KS2 message.

5.8 Cheshire East

The Cheshire East Council local structure of 7 Local Area Partnerships (LAPs) to deliver local initiatives was used to good effect during the Bonfire Period, primarily to deliver diversionary events in partnership with CFRS. Advocates delivered a Bonfire and Firework Safety talk to 150 pupils at Middlewich High School. Operational staff from Congleton and Macclesfield planned and

delivered a series of talks to local Primary Schools during the lead in to the Bonfire Period. A group of Brownies who visited Congleton Fire Station in late October also received a talk about Bonfires and Firework Safety. Cheshire East Council and local charitable organisations are proactive in delivering organised and safe Bonfire events. Operational crews used these events as opportunities to engage with local people and to talk to them about Bonfire and Firework Safety. They also took advantage of this direct engagement to generate a number of H.S.A's. Risk Profiles do not indicate a serious problem with bonfires in most areas of Cheshire East. Advocates delivering H.S.A's during the lead up to and during the Bonfire Period continued to target over 65's, (Exeter database) and spoke to them about their safety and security during periods of firework activity.

6. Diversionary Events

6.1 The number of Diversionary Events involving CFRS staff and our partners over the Halloween/Bonfire Period is too large to provide a detailed breakdown within this report. All partners are involved in these events either working alone or with others. Below is a summary of significant events.

6.2 CWAC Ellesmere Port Lions were approached with a view to organising a large local event similar to the long running Bonfire/Firework event in Chester. £500 from CFRS UPG budget supported the purchase of a professional firework display. Over 2000 local residents attended and a repeat is planned for 2011.

6.3 Destiny and Elite Nightclub staged an U17's night on 5th Nov, supported by UPG, Police and members budgets. Despite the best efforts of the promoters, Lushclubbing, and police and fire staff, this was very poorly attended, and no repeat event is planned.

6.4 Halton

One large Bonfire and Firework event is provided by Halton Borough Council each year. This authority discourages other large organised displays.

6.5 CFRS 'On the streets' Team together with 'Youth Add Action' engaged with young people in Widnes and Runcorn using the 'Cage Football' during half term holidays. The cage was provided by Youth Add Action, and CFRS provided supporting staff. This initiative included a Bonfire Safety quiz for the players. Approximately 350 young people played football as part of this intervention

6.6 Operational Crews from Runcorn and Widnes visited the 'Phoenix Project' schools prior to the half term break. Each watch has two Phoenix Project Primary Schools allocated to it and provide support to the teaching staff in many activities and lessons, including delivery of fire safety education.

6.7 It is worth noting that Widnes Police withdrew from a planned 5 day diversionary event involving CFRS operational staff at very short notice. This decision was based on their poor experiences last year with hostility from local youths toward the police officers, and no appreciable positive outcomes for Cheshire Police.

6.8 Warrington

Warrington Borough Council do not organise their own community bonfire and firework event, and do not encourage other organisations to do so.

6.9 For 2010 efforts were concentrated on Bonfire Removal Schemes, the 'Skip Days, and H.S.A delivery. The 'Skip Days' allow residents in key areas to dispose of larger items, potential bonfire fuel, for no charge. These skips are provided in key areas selected by looking at historical data and local knowledge.

6.10 Cheshire East

300 Cinema Tickets were distributed to young people from Crewe in exchange for taking part in local 'clean up' and landscaping events from mid October through to Bonfire Night facilitated by Greenspace and Streetscape. This initiative ran alongside a number of other locally organised Halloween Parties, demonstrations and competitions in Community Centres at Fourways, Ruskin, Frank Webb Avenue and Mirion Street in Crewe. Similar activities were organised at Bromley Farm in Congleton and Colshaw Farm in Wilmslow.

6.11 A football tournament during the October Half Term in Crewe was well supported by young people, as was an event at Cumberland Stadium. Both were run by sports development staff from Cheshire East Council.

6.12 These events were funded by the CDRP, and events were organised by each of the LAP's using local knowledge of specific problems, and in response to local needs. A Halloween and Bonfire Activity Steering group with representatives from each of the 7 LAP's coordinated and approved bids for each of the initiatives.

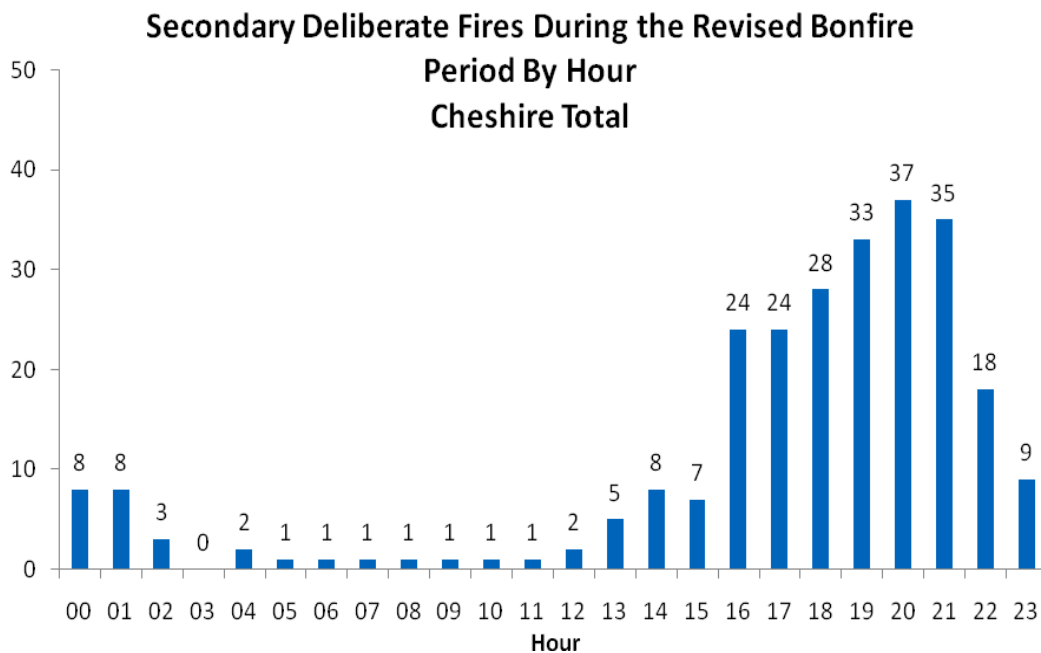
6.13 CFRS staff were involved in the planning of these events at the LAP's, and operational staff attended to support partners and engage with attendees.

7. Response

7.1 Targeted Response Vehicles (or Midi Appliances) staffed by a crew of 3 Fire fighters were deployed at the historically busier stations during the Bonfire Period. These were staffed by On Call Fire fighters on a prearranged basis. Availability of TRV's at predicted periods of peak activity allows Structural Appliances to be available for incidents which pose a threat to life or property. Operational Crews on structural appliances were also committed to a high number of Community events during this time. The availability of TRV's allows these commitments to be fulfilled.

7.2 Four TRV's were deployed at specific times and dates according to knowledge of previous incidents, and availability of crews for staffing.

7.3 Early evenings (1700 – 2200 hrs) are widely accepted as being periods of peak activity and wherever possible these times were scheduled as the times that the vehicles should be available. This is evidenced by the graph below.



These vehicles were available between 22nd October and 6th November, not the full bonfire recording period. They attended 87 incidents during this time. All were Small Deliberate Fires.

7.4 Turnouts for TRV's by Station are as follows:

STATION AREA AND VEHICLE CALLSIGN.	2010	2009	2008
Ellesmere Port (21L2)	22	12	24
Warrington (21L1)	15	3	3
Widnes (21L4)	18	10	26
Runcorn (21L4)	9	(inc in above figure)	(inc in above figure)
Winsford (21L3)	23	20	33
TOTALS	87	45	86

7.5 Of the 87 incidents that were attended by TRV's, 40 of these incidents were attended on Friday the 5th and Saturday 6th Nov. 21L3 also attended 2 further incidents in Northwich and Knutsford.

7.6 TRV Crews were proactive in engaging with the Community at large, and reporting unlit bonfires/flytipping to the relevant authorities responsible for Bonfire Removal Schemes.

7.7 Approximate cost of maintaining TRV availability in all four areas is £200 per evening per vehicle. Total approximate wage cost for TRV availability for the whole of the Bonfire Season is therefore £15000. A further investigation and report into the costs and activity levels of the TRV's is to follow.

8. Fire and Rescue Control

8.1 During the Bonfire Period, Cheshire Fire and Rescue Control staff were responsible for filtering calls so that no attendance was made to some reported incidents.

8.2 Using call handling skills and 'Discretionary Mobilising Procedure' Control staff filtered 60 calls during this period, primarily on 5th Nov. The purpose of this is to reduce the number of attendances to incidents where there is no threat to life or property, or are regarded as 'nuisance' by residents. If these calls had not been filtered, and operational crews had attended, then they would have been recorded as False Alarm, Good Intent, and allowed to burn. The crews may also have been exposed to potentially hostile situations.

8.3 28 incidents attended by CFRS were recorded as FAGI during the recording period. These were likely to have been incidents which were celebratory bonfires, allowed to burn. Under previous guidance, these may well have been recorded as controlled burning, and would have increased the numbers of fires attended. During the specified recording period Cheshire Fire & Rescue Service Control Staff received a total of 1252 calls to all types of incident.

9. Media- Corporate Comms

9.1 Pro-active press releases were issued in the run up to the night. They highlighted community safety messages to families, individuals and local businesses.

9.2 These secured good coverage across the region. Local and regional newspapers, radio and TV stations were approached to invite them to accompany crews on bonfire night.

9.3 This offer was taken up by Warrington Guardian, reporter Hannah Bargery, who accompanied a Stockton Heath crew on Bonfire Night. This resulted in a very favourable article published in the paper.

9.4 The team also pro-actively highlighted the dangers of firework misuse following incidents in the region in the run up to bonfire night and contacted partner agencies in each unitary area regarding who the public should call to arrange for illegal bonfire removal.

9.5 This information incorporated into the releases was well received and published by the media.

9.6 Some of the key messages highlighted by Corporate Communications were:





- Advice to businesses on storing rubbish and safety precautions
- Advising people to attend organised bonfire events rather than hold their own
- Firework safety
- Firework misuse
- Chinese lantern safety
- Removal of illegal bonfires on waste ground
- Wheelie bin safety advice
- TRV mini feature
- Call for details of organised firework displays for website inclusion

9.7 A total of 13 pro-active press releases were distributed across the region which generated 32 positive newspaper articles. The press releases were:

11 Oct	Firework safety urged by Warrington firefighters
11 Oct	Firework safety urged by Cheshire West and Chester firefighters
11 Oct	Firework safety urged by Cheshire East firefighters
15 Oct	Warning over deliberate fires
21 Oct	CFRS warns of firework abuse
21 Oct	Community safety is top priority this Bonfire Night – Cheshire East
21 Oct	Community safety is top priority this Bonfire Night – Cheshire West and Chester
21 Oct	Community safety is top priority this Bonfire Night - Halton
21 Oct	Community safety is top priority this Bonfire Night - Warrington
2 Nov	Happy Diwali celebrations from CFRS (all Cheshire)
2 Nov	Happy Diwali celebrations from CFRS (Halton)
2 Nov	Warrington firefighters encourage safety during Diwali celebrations

9.8 Radio Interviews

The press releases were not only issued to newspapers but also to radio and TV stations which led to a number of interviews gained both proactively and reactively. In addition to sending out releases the Corporate Communications team rang all radio and TV stations in the region to offer interviews. These interviews gave the Service the opportunity to promote safety messages appertaining to Bonfire night at no cost as they were positioned as news items.

	Station	Interviewee and subject
4 Nov		Richard Gerrard, Chester – bonfire safety
5 Nov		Gareth Fryar, Wilmslow – bonfire safety
5 Nov		Colin Heyes – bonfire safety
5 Nov		Colin Heyes – bonfire safety
5 Nov	Cheshire FM	Colin Heyes – bonfire safety

9.9 The team ensured that bonfire safety messages were included in the Council's publications in Cheshire East and Cheshire West and Chester. Unfortunately the timing of the Warrington and Halton publications did not fit with promoting this particular campaign. The CFRS Website was used to publicise details of all organised Bonfire Events known to us. The message consistently delivered was that members of the public should celebrate safely at formally organised events.

10. Incident Data and Performance

10.1 Incident data on the following pages will include:

- All Small Deliberate and Accidental Fires for the specified recording period
- Comparative Data for previous years
- Activity for the two weeks post and prior to the recording period
- SDF Incidents by station area
- Bonfire Tagged SDF Incidents
- Primary Fire levels during the recording period
- Predicted and Actual wards of highest activity

Small (Secondary) Deliberate and Accidental Fires During the Revised Bonfire Period

	<u>2006</u>			<u>2007</u>			<u>2008</u>			<u>2009</u>			<u>2010</u>		
	<u>Accidental</u>	<u>Deliberate</u>	<u>Total</u>	<u>Accidental</u>	<u>Deliberate</u>	<u>Total</u>	<u>Accidental</u>	<u>Deliberate</u>	<u>Total</u>	<u>Accidental</u>	<u>Deliberate</u>	<u>Total</u>	<u>Accidental</u>	<u>Deliberate</u>	<u>Total</u>
Cheshire East	18	48	66	23	54	77	23	31	54	4	27	31	8	35	43
Cheshire West	39	189	228	49	151	200	35	101	136	11	79	90	15	83	98
Halton	22	137	159	49	194	243	13	99	112	9	54	63	2	84	86
Warrington	19	71	90	29	62	91	17	37	54	12	33	45	7	56	63
TOTAL	98	445	543	150	461	611	88	268	356	36	193	229	32	258	290

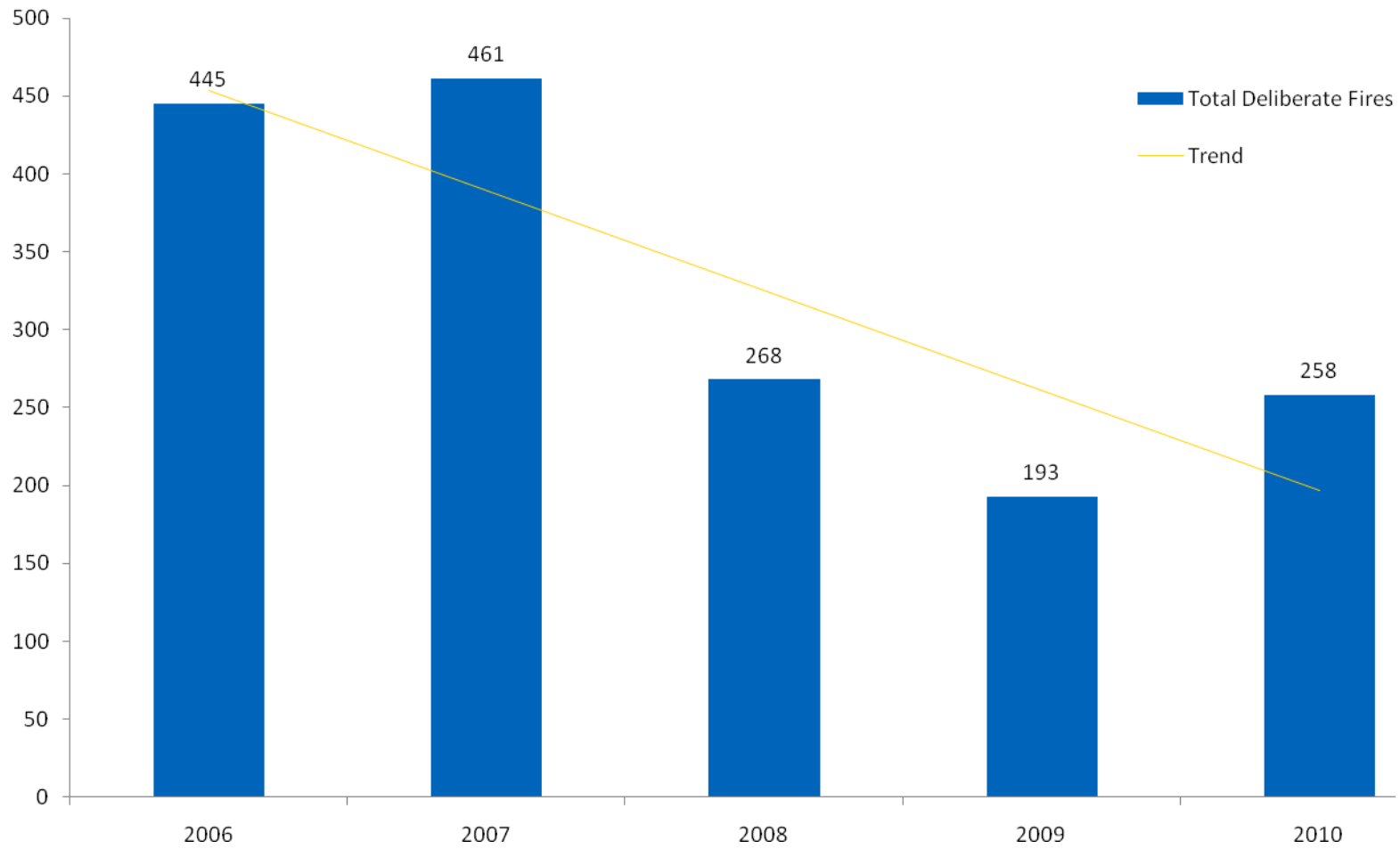
Please note, in 2010, the original bonfire reporting period was revised.

It was agreed that the reporting period would end at 08:00 on the Monday after 5 November and would begin 3 weeks prior to this, Monday 18 November

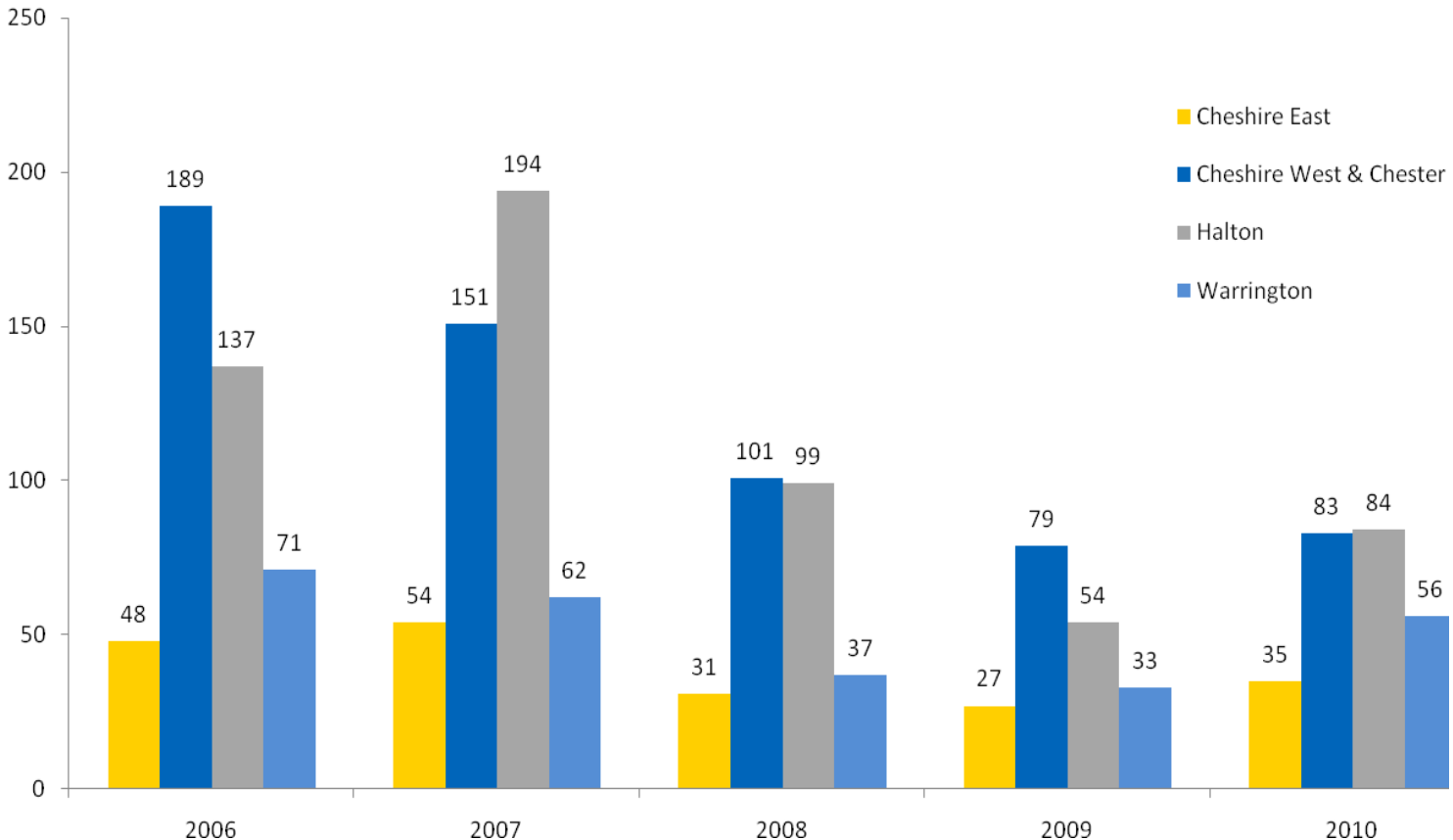
The figures above reflect this and the reporting periods for the years prior to 2010 have been amended in accordance.

The following graphs and tables will expand and explain this data

Secondary Deliberate Fires During the Revised Bonfire Period Cheshire Total



Secondary Deliberate Fires During the Revised Bonfire Period By Unitary Performance Area



10.2 To illustrate 'normal' activity levels, the table below shows Small Deliberate Fire Incidents by UPA for the 2 weeks prior to and the 2 weeks post Bonfire Period 2010.

UPA	SDF's 2 weeks prior to Bonfire Period	SDF's 2 weeks post Bonfire Period
Cheshire East	17	9
Cheshire West and Chester	25	20
Halton	24	19
Warrington	21	15
TOTALS	87	63

10.3 SDF's for the Bonfire Period by station area are as follows:

STATION	SDF Incidents Attended by CFRS
Ellesmere Port	38
Runcorn	39
Winsford	35
Warrington	46
Widnes	45
Crewe	17
TOTALS	220

10.4 Small Deliberate Fires Tagged as Bonfires by UPA

UPA	SDF Incidents Tagged as Bonfires Attended by CFRS
Cheshire East	8
Cheshire West and Chester	50
Halton	33
Warrington	15
TOTALS	106

10.5 When broken down by Station, areas of highest activity for Bonfire Incidents attended by CFRS are:

STATION	SDF Incidents Tagged as Bonfires Attended by CFRS
Ellesmere Port	25
Runcorn	22
Winsford	21
Warrington	13
Widnes	11
TOTALS	92

10.6 These 5 station areas account for 87% of all SDF incidents tagged as Bonfire Incidents. This leaves 14 other incidents tagged as Bonfires Attended across the remainder of the service area.

It is notable that the other large towns of Chester, Crewe, and Macclesfield had only 3, 2, and 1 such Bonfire incidents respectively.

Primary Fire levels remained similar at 102 in 2010 and 109 in 2009.

10.7 A predictive index devised by the Corporate Intelligence Unit was used to map the areas most likely to suffer from increased ASB and SDF's. This index was calculated using the method below.

1. Rate of incident per 1,000 population

= (ward incidents / ward population) x 1,000

2. Ward index score

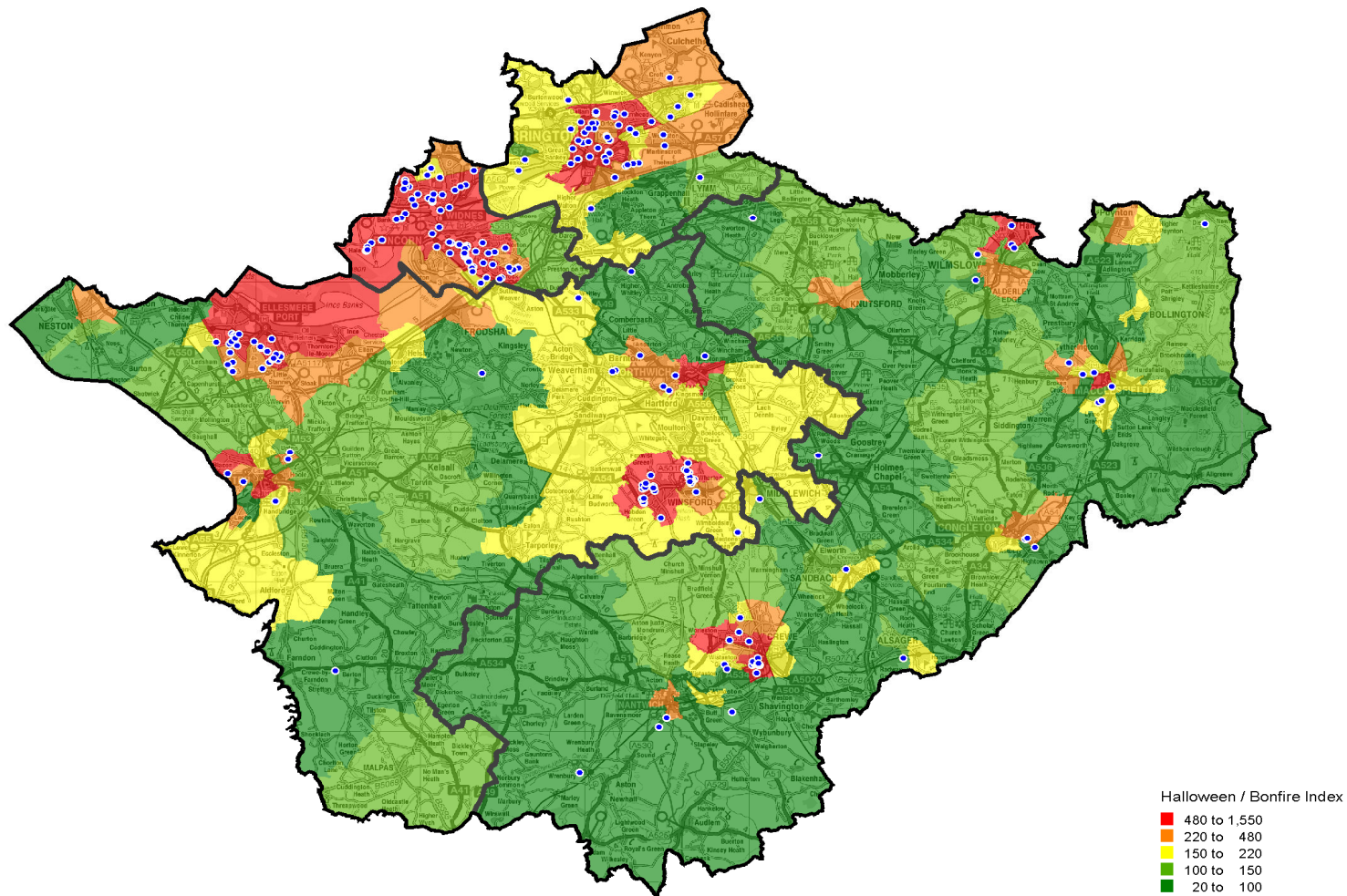
= (rate per ward / average ward rate) x 100

3. Total score

= secondary fire index + ASB index + criminal damage index

10.8 The coloured 'heat map' (overleaf) produced using this ward based index has been overlaid with SDF's during the Bonfire Period of 2010. The high level of correlation between predicted and actual activity is notable, and this data can be used next year in order to target our activities and those of partners.

Predictive Index 'heat map' overlaid with incidents during Bonfire Period.



11. Evaluation

11.1 The service total of 258 Small Deliberate Fires, which includes all those tagged as Bonfires on the Fortek System, represents an increase when compared to 2009's total of 193. By Unitary Performance Area Halton and Warrington both showed an increase of 50% or more, CWAC was up 5%, and Cheshire East's SDF incidents increased by 28%.

11.2 It is important to bear in mind that the Bonfire Season of 2009 was particularly poor in terms of weather. A spell of rain always reduces SDF calls, no matter what time of year. The weather in 2010 was more favourable to those wishing to celebrate Bonfire Night and Halloween, or to those wishing to indulge in ASB.

11.3 The day of the week that Bonfire Night falls on is also a significant factor in increased call levels. Nov 5th 2010 was a Friday, 2009 was a Thursday – a day which represents the lowest levels of ASB of all types.

11.4 Given these factors, and compared to increases across the other UPA's, the increase of just 5% in SDF levels in CWAC is notable. The Bonfire Removals in CWAC were successful, and the well attended new event in Ellesmere Port may have contributed to this relatively small increase.

11.5 SDF totals across the service in previous years have been significantly higher than those recorded this year. If we look back to 2006, the service total for a similarly adjusted Bonfire Period was 445. This increased slightly in 2007 to 461, then dropped to 268 in 2008.

11.6 If we use 2006 as a baseline, then this year's SDF incidents represent a 42% reduction in call levels.

11.7 A significant fact is that there were no attacks recorded on our operational staff this year. There were 5 last year and 8 in 2008. One incident was recorded this year when an egg was thrown at an appliance. This was on 31 Oct in Handforth. Egg throwing is a popular 'mischief night' activity in many areas. Operational Staff have contributed to this reduction by applying reasonable judgement as to whether a fire is dangerous or a nuisance, or could be allowed to burn, thereby reducing the opportunity for conflict with youths.

11.8 Call filtering and subsequent non attendance at bonfires will have a similar effect on reducing opportunities for conflict.

12. Conclusion

12.1 The increases in apparent activity involving all Small Deliberate Fires can largely be attributed to the better weather this year when compared to 2009, and also the day of the week that the 5th of November falls on.

12.2 There are 5 towns that historically display the highest levels of activity involving SDF's at all times of year, not just the bonfire season. SDF levels in Crewe are also significant, although not at the same levels of Warrington, Widnes, Runcorn, Ellesmere Port, and Winsford.

12.3 Bonfire Removal Schemes continue to remain an effective means of reducing the numbers of SDF's. A visual presence of teams actively removing material will discourage the 'rebuilding' of Bonfires.

12.4 Departments throughout the service were proactive during the run up to, and during the Bonfire period. The hard work and enthusiasm of all is recognised in this report. Without the efforts of staff and partners, it is likely that the number of SDF's would have been much greater. The positive effect of the combined efforts of all involved on the quality of life of the residents of Cheshire is difficult to quantify, but is important to recognise.

13. Recommendations

- 1.** CFRS continues to lead, support and advise organisations holding organised bonfire and firework display.
- 2.** Organised bonfire and firework displays are actively encouraged as the most appropriate and safe way to celebrate.
- 3.** Planning of initiatives is started earlier in the year, and is led by CFRS.
- 4.** Bonfire Removal Scheme costs are examined and evaluated for effectiveness, and best practice is shared.
- 5.** TRV use is limited to the weekend of Bonfire night in 2011, and the preceding weekend (a further investigation and report is to follow).
- 6.** Any successful prosecutions relating to the building of Bonfires are published to reinforce the message that bonfires on public land are illegal.
- 7.** Bonfire Removal Scheme hours are extended – one reported in Ellesmere Port at 18.45, too late for removal, became an incident at 19.30 hrs.
- 8.** Removal of large items, normally charged for by LA's, is provided as a free service during the preceding month.
- 9.** Local Environmental 'Clean Up' days, such as those in Crewe, are considered as an intervention in all UPA's, with appropriate involvement of local youth populations.
- 10.** Data is gathered from Primary Care Trusts next year regarding the number of injuries involving fire and fireworks. This data should be a useful indicator to support the service recommendations that organised events are the safest way to celebrate.
- 11.** CFRS and Partner resources and efforts are focussed on the six key towns identified earlier. Using data from the Corporate Intelligence Unit, ASB information from COSTAR, and Predictive Indexing, local hotspots can be targeted more accurately and to greater effect.
- 12.** Clear Aims and Objectives are defined for each target area and initiative in order to improve evaluation and focus on outcomes.

Appendix

The Green – Issued October 2010 - Bonfire Season Brief

This years Bonfire season for Operational and Statistical Analysis purposes will be from 0800hrs 18th Oct. to 0800hrs 8th Nov.

Stop Messages and Recording

The accurate recording of incidents attended during this time is particularly important.

The appropriate Bonfire Stop Codes will be used between these dates in line with the following guidance for property and cause:

- 294 Bonfire No Action – should be recorded as FAGI code 189. Not Intentional burning controlled 300.
- 293 Bonfire Nuisance – will usually be recorded as deliberate ignition code 108
- 292 Bonfire Dangerous – will usually be recorded as deliberate ignition code 108

OIC's may, at their discretion, use the code 106 (Intentional burning uncontrolled), or another stop code if appropriate in the case of an organised event or private bonfire party which results in a dangerous or nuisance bonfire.

Not all small fires attended during this period will be Bonfires, small fires involving loose refuse, bins etc should be recorded as such. Do not classify all small fires as Bonfires.

When recording on IRS, the OIC should consider that for statistical purposes, this year we will be reporting on all small fires, regardless of property type or cause.

The IRS guidance for fire classification is as follows:

Question 5.15 – Cause / Motive

Select the option that, in your opinion, corresponds best to the **probable** cause or motive of the fire – primary or secondary or chimney.

A **deliberate** fire is a fire started deliberately such as **suspected** arson and some fires started by children*, psychiatric patients, suicides and attempted suicides.

***If a child under the age of nine years old starts a fire then this should be classed as accidental unless there is evidence to suggest otherwise.**

Motive	GUIDANCE
Accidental	Caused by accident or carelessness (not thought to be deliberate). Includes fires which accidentally get out of control e.g. fire in a grate or bonfires. Includes fires started by children unless there is evidence to suggest otherwise
Deliberate – own property	Where a fire is started deliberately. Own property refers to the normal occupiers – including a child in their own house.
Deliberate – others property	Where a fire is started deliberately by somebody who is not an occupier of the property. This includes fires in non-residential buildings where the owner is not involved e.g. fires in office buildings, fires in barns, cars.
Deliberate – unknown owner	Where a fire is started deliberately but it cannot be determined whether it was own or others property.
Not known	Use where there is general uncertainty about the cause or motivation of the fire. 'Not known' should only be used if absolutely necessary.

Action By Ops Crews

During busy periods, Control will be 'stacking' calls using a strict protocol according to property and life risk. It is essential that OIC's of both Structural and Midi Appliances book available as soon as you are finished at an incident. You must not self mobilise to further incidents. If you are approached to attend a further incident, ensure there is no life risk, then ask the informant to dial 999. Police officers should be asked to report incidents to their control for processing. If there is a life risk, then report it as a running call to control, who will enhance the PDA if necessary.

Unlit Bonfires

There are a number of Bonfire Removal Schemes operating across the 'county'. Unlit Bonfires in CWAC should be reported to StreetScene on Tel No 0300 123 7026.

This scheme will operate from 0700 to 1900 7 days a week for the Bonfire period and the removal team should respond within two hours.

The number for Halton is 0303 333 4300, response is guaranteed within 24hrs but will usually be much quicker.

In Cheshire East, the reporting line is 01270 537064.

These numbers should be used by members of the public, and our own staff who have discovered a Bonfire on an Arson Route or during general duties. If an unlit Bonfire is reported to a crew or station, ask the caller to redial the appropriate number.

In Warrington, you may wish to direct the caller to any of a number of communal skips put in place by WBC for the disposal of waste which could otherwise be used as bonfire 'fuel'.

Corporate Message

Cheshire Fire & Rescue Service will be encouraging all residents, including our own staff, to enjoy their celebrations *safely*.

We ask that you play your part by attending organised displays only, and encouraging friends and family to do the same.

If you know of any organised bonfire or firework displays, pass the details to Sian Corrigan so that they can be included on the service website and in press releases.

The misuse of fireworks is a serious Anti Social Behaviour issue and represents a genuine source of fear for the vulnerable members of society. We have already had two incidents this year involving fireworks through letterboxes, fortunately neither of these resulted in injury or significant damage.

As you all know, incidents of ASB such as this can very quickly become tragedies.

Enjoy yourselves, SAFELY!

REPORT TO: Safer Policy & Performance Board

DATE: 14th June 2011

REPORTING OFFICER: Strategic Director Policy & Resources

SUBJECT: Performance Management Reports for Quarter 4 of 2010/11

WARDS: Boroughwide

1.0 PURPOSE OF REPORT

To consider and raise any questions or points of clarification in respect of performance management reports for the fourth quarter of 2010/11 to March 2011. The report details progress against service objectives/ milestones and performance targets, and describes factors affecting the service for:

- Environment & Regulatory Services - Environmental Health
- Adults & Communities – Community Services & Prevention and Commissioning (Extracts)

2.0 RECOMMENDED: That the Policy and Performance Board

- 1) Receive the fourth quarter performance management report;**
- 2) Consider the progress and performance information and raise any questions or points for clarification; and**
- 3) Highlight any areas of interest and/or concern where further information is to be reported at a future meeting of the Policy and Performance Board.**

3.0 SUPPORTING INFORMATION

- 3.1 Directorate Overview reports and associated individual Departmental Quarterly Monitoring reports have been previously circulated via a link on the Members Information Bulletin to allow Members access to the reports as soon as they become available. These reports will also provide Members with an opportunity to give advanced notice of any questions, points raised or requests for further information, to ensure the appropriate Officers are available at the Board Meeting.
- 3.2 Where a Department presents information to more than one Policy & Performance Board some reconfiguration of the reports has been actioned to reflect Board responsibilities as shown in the following papers.

3.3 The departmental objectives provide a clear statement on what the services are planning to achieve and to show how they contribute to the Council's strategic priorities. Such information is central to the Council's performance management arrangements and the Policy and Performance Board has a key role in monitoring performance and strengthening accountability.

3.4 For 2010/11 direction of travel indicators have also been added where possible, to reflect progress for performance measures compared to the same period last year.

4.0 POLICY IMPLICATIONS

4.1 There are no policy implications associated with this report.

5.0 OTHER IMPLICATIONS

5.1 There are no other implications associated with this report.

6.0 IMPLICATIONS FOR THE COUNCIL'S PRIORITIES

6.1 Departmental service objectives and performance measures, both local and national are linked to the delivery of the Council's priorities. The introduction of a Directorate Overview report and the identification of business critical objectives/ milestones and performance indicators will further support organisational improvement.

6.2 Although some objectives link specifically to one priority area, the nature of the cross - cutting activities being reported, means that to a greater or lesser extent a contribution is made to one or more of the Council priorities.

7.0 RISK ANALYSIS

7.1 Not applicable.

8.0 EQUALITY AND DIVERSITY ISSUES

8.1 Not applicable.

9.0 LIST OF BACKGROUND PAPERS UNDER SECTIONS 100D OF THE LOCAL GOVERNMENT ACT 1972

9.1 There are no background papers relevant to this report

Departmental Quarterly Monitoring Report

<u>Directorate:</u>	Environment & Economy
<u>Department:</u>	Environmental & Regulatory Services
<u>Period:</u>	Quarter 4 - 1 st January – 31 st March 2011

1.0 Introduction

This quarterly monitoring report covers the Environmental & Regulatory Department fourth quarter period up to 31st March 2011. It describes 'key' developments and progress against 'key' milestones and performance indicators for the service.

The way in which the traffic lights symbols and direction of travel indicators have been used to reflect progress to date is explained within Appendix 8.

2.0 Key Developments

Regulatory Services

Environmental Health (EH) continues to play a key role as a link between the Local Authority and the Primary Care Trust to facilitate the transition of public health to the Local Authority. Environmental Health has developed opportunities to integrate public health initiatives with core regulatory activities e.g. healthier takeaway food, Smoke Free Plus, counterfeit/illegal alcohol.

3.0 Emerging Issues

Environment & Regulatory Services

In line with the Council wide cuts in budgets, a restructuring of Directorates and the deletion of posts will be necessary. It is proposed that Directorates be reduced from four to three with this Department's current Directorate being disbanded and split across the remaining three.

Environmental Health and Health Protection has transferred to the Community Directorate and the Prevention and Assessment Department.




Regulatory Services

Following recommendations from Lord Young in relation to the enforcement of occupational health & safety, EH are examining further opportunities for combining food and health & safety visits.

Following Halton's launch of the Food Standards Agency National Food Hygiene Rating Scheme, there is anticipation that there may be an increased demand for revisits. FSA are exploring the possibility of making a charge for these revisits in the future.




4.0 Service Objectives / milestones

4.1 Progress against 'key' objectives / milestones

Total	4		4		0		0
--------------	----------	---	----------	---	----------	---	----------

For further details please refer to Appendix 1.
All 'key' objectives have been met.

4.2 Progress against 'other' objectives / milestones

Total	N/A		N/A		N/A		N/A
--------------	------------	---	------------	---	------------	---	------------

There are presently no objectives/ milestones of this type identified for this service.

5.0 Performance indicators

5.1 Progress Against 'key' performance indicators

Total	N/A		N/A		N/A		N/A
--------------	------------	---	------------	---	------------	---	------------

There are presently no performance indicators of this type identified for this service.

5.2 Progress Against ‘other’ performance indicators

Total	3		3		0		0
-------	---	---	---	---	---	---	---

For further details please refer to Appendix 2

All ‘other’ objectives have been met.

6.0 Risk Control Measures

There are no Risk Control Measures for this area.

7.0 Progress against high priority equality actions

There are no High Priority Equality Actions for this area.

8.0 Data quality statement

The author provides assurance that the information contained within this report is accurate and valid and that every effort has been made to avoid the omission of data. Where data has been estimated, has been sourced directly from partner or other agencies, or where there are any concerns regarding the limitations of its use this has been clearly annotated.

9.0 Appendices

- Appendix 1 Progress Against ‘key’ objectives / milestones
- Appendix 2 Progress against ‘other’ performance indicators
- Appendix 3 Financial Statement
- Appendix 4 Explanation of use of symbols


Appendix 1: Progress Against 'key' objectives / milestones

Ref	Objective
EAR 1	To address air quality in areas in Halton where ongoing assessments have exceeded national air quality standards set out under the Environment Act 1995, in consultation with all relevant stakeholders.







Milestones	Progress Q 4	Supporting Commentary
Formal/Public declaration of the Air Quality Management Areas (AQMA) March 2011.	<input checked="" type="checkbox"/>	AQMA came in force on 1 st March within Widnes Town Centre. Preparation of an action plan now underway

Appendix 1: Progress Against 'key' objectives / milestones

Ref	Objective
EAR 5	To develop, publish and implement actions arising from an integrated Environmental Nuisance Prevention and Enforcement Strategy. This strategy will allow a co-ordinated response from the Service to reported nuisances and their remedy.

Milestones	Progress Q 4	Supporting Commentary
Develop a Strategy, in consultation with relevant HBC officers, external agencies and other stakeholders. Oct 2010		A draft Strategy has been produced, however, as a result of a current government review of local authority powers to tackle certain waste offences, the draft Strategy may be subject to amendment and therefore it will be presented once the outcome of the government review is known.
Develop Action Plans, in conjunction with other Divisional Managers, for service areas within the Environmental and Regulatory Services Department. Mar 2011.		Action plans to deliver environmental improvements and to tackle environmental crime have been developed.
Implement actions to meet the commitments of the Strategy and Action Plans. Mar 2011.		This target was met and the implementation of actions to tackle environmental crime is on-going

Appendix 2: Progress Against 'other' performance indicators




Ref	Description	Actual 2009/10	Target 2010/11	Quarter 4	Current Progress	Direction of Travel	Supporting Commentary
Quality							
NI 182	Satisfaction of business with local authority regulation services	82%	80%	80%			Target achieved, though performance slightly lower than in 2009/10, with performance in the top 20% in the country. For 2011/12 customer satisfaction feedback will be collected to replace the National Indicator collection.
Service Delivery							
NI 184	Food establishments in the area which are broadly compliant with food hygiene law	84%	72%	87%			This is no longer a NI but will be still collected by FSA as a measure by the Food Standards Agency as measure of LA performance so therefore retained as a local indicator.
NI 190	Achievement in meeting standards for the control system for animal health	Level 1	Level 1	Level 1			Programme of inspections complete. Animal Disease Contingency Plans reviewed.

Appendix 3: Financial Statement

The Department's quarter 4 financial statement will be prepared once the Council's year-end accounts have been finalised and will then be made available via the intranet by 30th June 2011.




Appendix 4: Explanation of Symbols

Symbols are used in the following manner:

Progress	<u>Objective</u>	<u>Performance Indicator</u>
Green	 Indicates that the <u>objective is on course to be achieved</u> within the appropriate timeframe.	<i>Indicates that the annual target <u>is on course to be achieved</u>.</i>
Amber	 Indicates that it is <u>uncertain or too early to say at this stage</u> , whether the milestone/objective will be achieved within the appropriate timeframe.	<i>Indicates that it is <u>uncertain or too early to say at this stage</u> whether the annual target is on course to be achieved.</i>
Red	 Indicates that it is <u>highly likely or certain</u> that the objective will not be achieved within the appropriate timeframe.	<i>Indicates that the target <u>will not be achieved</u> unless there is an <u>intervention or remedial action</u> taken.</i>

Direction of Travel Indicator

Where possible performance measures will also identify a direction of travel using the following convention

Green	 Indicates that performance is better as compared to the same period last year.
Amber	 Indicates that performance is the same as compared to the same period last year.
Red	 Indicates that performance is worse as compared to the same period last year.
N/A	Indicates that the measure cannot be compared to the same period last year.

Departmental Quarterly Monitoring Report

Directorate: **ADULT & COMMUNITY**

Department: **COMMUNITY SERVICES** Community Safety, Drug and Alcohol Action Team (DAAT) and Domestic Violence

Period: **Quarter 4 - 1st January to 31st March 2011**

1.0 Introduction

The purpose of this report is to provide information concerning those indicators identified within the Adults and Community Directorate Plan that relate to the Community; namely, the Community Safety, Drug and Alcohol Action and Domestic Violence Teams.

The way in which RAG symbols and Travel Indicator symbols have been used to reflect progress to date is explained in Appendix 7.

2.0 Key Developments

Thefts from outbuildings

With the warmer weather approaching the partnership Crime Reduction Advisor has released a press article to remind tenants' and home owners to keep doors and windows locked even when they are in the garden. Also, advice is provided on security of outbuildings, property kept inside e.g. bikes, mowers etc and garden equipment left outside.

Night Time Economy

Operation Stagger, a six hour operation undertaken which took place in Widnes town centre in March 2011, was a first for Halton and was developed in response to an issue that has been identified concerning the negative outcomes of drunkenness. Prior to the operation all of the main bars and public houses were visited and provided with information and literature relating to this issue and the legality of sales of intoxicating liquor.

A Night Time Economy meeting was held at the Widnes Waterfront offices, between Licensing team, Door staff, CCTV Control Room and Town Centre Manager. Many issues were discussed, including Fake IDs, Serving of intoxicated/underage people; communication between control room and venues and the monitoring of incidents to ensure the offenders are not able to simply change venues but are removed from the area. This was considered a very productive meeting and these will be conducted every two months attendance permitting.

Domestic Violence

There have been a number of activities and interventions that have been implemented during the year that have served to heighten the awareness and response to domestic violence issues.

This has included the provision of training targeted at key service providers and Level 1 and Level 2. The training was available across the partnership and 3 sessions were run during the course of the year. This allowed key messages concerning domestic violence to be communicated to a broad audience to ensure that key staff are conversant with the issues and are able to signpost victims and to make appropriate referrals into local agencies.

Additionally strong links have been established with services for Children and young People, which resulted in a positive outcomes arising from the external inspection of Children's safeguarding within the borough.

A number of events took place during the year including representation at and participation in an LGBT awareness day to discuss issues of Domestic and Sexual violence for this particularly vulnerable group.

Drug and Alcohol

Drug treatment services continue to focus on achieving a high number of planned exits and maintaining prompt access to services.

PDU planned exits for February 2011 are 5th best in the NW at 40% and higher than the national average of 34%.

All drug 18+ planned exits are 9th best in NW at 49% and higher than the national average of 44%.

There is also a current focus on improving the numbers of people being vaccinated for hepatitis B or screened for hepatitis C and having a physical health check.

Service users and carer involvement continues to develop, seen particularly in the increased number of postings to the Patient Opinion website, and the development of a volunteers & mentors group that is in the early stages of development.

A two stage competitive tender has been launched for future Tier 2 and 3 drug and alcohol services (as part of an integrated recovery service), in Halton. Work to support the tender continues.

Successful 115K bid for WNF funding to support alcohol prevention agenda.

3.0 Emerging Issues

Integrated Assessment Team

There is a strategic approach and continued modelling to look at the development of a generic duty team to be based with and work alongside, the re-ablement team. They would provide better sign posting, initial assessment and safeguarding, linked closely to the development of Carefirst 6. This now begins to look holistically at the pathways into complex needs services.

The Integrated Adult Learning Disability Teams, Health Team, are working within the GP's surgeries to ensure that the Learning Disability register held by the surgery are up to date and people on the register are invited to attend for their health check, in line with the Directed Enhanced Service (DES). Health promotion workshops for groups of men and women have been carried out within day services. This is intended to be rolled out further.

Government Response to Professor Mansell Report "Services for adults with profound intellectual and multiple disabilities" February 2011.

The Department will consider how the Council and PCT are addressing the recommendations to ensure people with complex needs are supported to live as independently as possible as inclusive members of society.

New Structures




As a result of the Council re-structure, a number of services will have different lines of reporting post April 2011.

Equalities

The Equality Act has superseded the race Relations Act. In effect this means that schools need to collect information across the whole spectrum of Hate Crime and not just race. The police already work to 5 different categories, of which race is only one of them.



4.0 Service Objectives / milestones

4.1 Progress Against 'key' objectives / milestones

Total	1		1		0		0
-------	---	---	---	---	---	---	---

The one 'key' objective / milestone which involves working in partnership with statutory and non statutory organisations has achieved its annual target. Further information can be found in Appendix 1.




4.2 Progress Against 'other' objectives / milestones

Total	1		1		0		0
-------	---	---	---	---	---	---	---

The one 'other' objective / milestone relates to ensuring there are effective business processes and services in place for the Directorate; this has achieved its annual target. Further information can be found in Appendix 2.




5.0 Performance Indicators

5.3 Progress Against 'key' performance indicators

Total	1		0		0		1
-------	---	---	---	---	---	---	---

The one 'key' performance indicators relating to % of VAA Assessments completed within 28 days has failed to reach its annual target. This figure is estimated and will not be available until June 2011. Further details can be found in Appendix 3.

5.4 Progress Against 'other' performance indicators

Total	33		8		0		4
-------	----	---	---	---	---	---	---

21 Indicators cannot be reported on at this time, see Appendix 5 for further information.

Eight of the indicators which reached their annual targets relate to, '% of racial incidents that resulted in further action (CS 5), '% of relevant ASC Staff in post who have had training to identify and assess risks to vulnerable adults (PCS 9), estimate '% of relevant staff employed by independent sector registered care services that have had training on protection of vulnerable adults (PCS 10), Serious acquisitive crime rate (NI 16), Adult re-offending rates for those under probation supervision (NI 18), Assault with injury crime rate (NI 20), Arson incidents (NI 33) and Drug related (class A) offending rate (NI 38).

Four of the indicators which did not achieve their annual target relate to, Number of relevant staff in ASC who have received training addressing vulnerable adults (PCS 8), re-offending rate of prolific and priority offenders (NI 30), Repeat incidents of domestic violence (NI 32), Drug users in effective treatment (NI 40)
Further information can be found in Appendix 4.

6.0 Risk Control Measures

The inspection for Adult safeguarding judged the service to be excellent. Building on the positive result of the Adult Safeguarding inspection, a safeguarding unit is being established with a dedicated staff group.

7.0 Progress against high priority equality actions

There are no high priority equality actions to report.

8.0 Data quality statement

The author provides assurance that the information contained within this report is accurate and valid and that every effort has been made to avoid the omission of data. Where data has been estimated, has been sourced directly from partner or other agencies, or where there are any concerns regarding the limitations of its use this has been clearly annotated.


9.0 Appendices

- Appendix 1 Progress against 'key' objectives / milestones
- Appendix 2 Progress against 'other' objectives / milestones
- Appendix 3 Progress against 'key' performance indicators
- Appendix 4 Progress against 'other' performance indicators
- Appendix 5 Unavailable data
- Appendix 6 Financial Statement
- Appendix 7 Explanation of use of symbols

Appendix 1: Progress Against 'key' objectives / milestones

Ref	Description	Actual 2009/10	Target 2010/11	Quarter 4	Current Progress	Direction of Travel	Supporting Commentary
-----	-------------	-------------------	-------------------	-----------	---------------------	------------------------	-----------------------


Ref	Objective
PCS 1	Working in partnership with statutory and non statutory organisations, evaluate, plan, commission and redesign services to ensure that they meet the needs and improve outcomes for the community of Halton.

Milestones	Progress Q 4	Supporting Commentary
Contribute to the safeguarding of vulnerable adults and children in need, by ensuring that staff are familiar with and follow safeguarding processes Mar 2011 . (AOF6)		The inspection for Adult Safeguarding judged the service to be excellent, whilst the inspection for Children's safeguarding was judged to be good with outstanding features. Training will continue to be delivered in both areas. Building on the positive result of the Adult Safeguarding Inspection, a safeguarding unit is being established with a dedicated staff group.

Appendix 2: Progress Against 'other' objectives / milestones



Ref	Description	Actual 2009/10	Target 2010/11	Quarter 4	Current Progress	Direction of Travel	Supporting Commentary
-----	-------------	-------------------	-------------------	-----------	---------------------	------------------------	-----------------------

Ref	Objective
PCS 3	Ensure that there are effective business processes and services in place to enable the Directorate to manage, procure and deliver high quality, value for money services that meet people's needs

Milestones	Progress Q 4	Supporting Commentary
<i>Review and deliver SP/Contracts procurement targets for 2010/11, to enhance service delivery and cost effectiveness Mar 2011. (AOF35)</i>		SP targets have been reviewed in line with Comprehensive Spending review funding cuts to ensure good quality, cost effective services continue to be delivered to meet the needs of the people of Halton. Efficiencies have been identified and implemented from April 2011.







Appendix 3: Progress Against 'key' performance indicators

Ref	Description	Actual 2009/10	Target 2010/11	Quarter 4	Current Progress	Direction of Travel	Supporting Commentary
-----	-------------	-------------------	-------------------	-----------	---------------------	------------------------	-----------------------



Service Delivery							
<u>PCS15</u>	% of VAA Assessments completed within 28 days	69%	75%	70.75%E			Figure provided is an estimated figure as final year end figure will not be available until June 2011.

Appendix 4: Progress Against 'other' performance indicators

Ref	Description	Actual 2009/10	Target 2010/11	Quarter 4	Current Progress	Direction of Travel	Supporting Commentary
-----	-------------	----------------	----------------	-----------	------------------	---------------------	-----------------------

Service Delivery							
CS 5	% Of racial incidents that resulted in further action (Previously BVPI 175 & CL L13)	100	100	100			In schools all racial incidents are reported, recorded and dealt with by the school. Incidents and outcomes are a standing item on the Governors meetings agenda. Racial (hate) crime incidents that are reported to the police are either dealt with as a crime or recorded and analysed periodically to identify any trends.
PCS 8	No. of relevant staff in adult SC who have received training (as at 31 March) addressing work with adults whose circumstances make them vulnerable (Previously HP LI2)	475	475	445			A new staff list has been received which has identified a reduction in staff from 497 to 459. Therefore, it is impossible to reach the target of 475. A new target figure will be agreed for 2011/12.
PCS 9	% of relevant adult social care staff in post who have had training (as at 31 March) to identify and assess risks to adults whose circumstances make them vulnerable (Previously HP LI3)	84%	84%	92%			Working closely with operational services staff will be allocated specific training dates to ensure meeting target.

Appendix 4: Progress Against 'other' performance indicators



Ref	Description	Actual 2009/10	Target 2010/11	Quarter 4	Current Progress	Direction of Travel	Supporting Commentary
PCS 10	Estimate % of relevant staff employed by independent sector registered care services that have had training on protection of adults whose circumstances make them vulnerable (Previously HP LI 4)	86%	86%	94%			809 Ind. Sector Staff attended training and 138 attended Facilitators/Train the Trainer Training, therefore, assuming that each facilitator trained 3 members of their team that gives a total of 1,223. Assuming a 20% turnover on the staff trained (978) the calculated percentage is 94% from a grand staffing total of 1035.

Appendix 4: Progress Against 'other' performance indicators



Ref	Description	Actual 2009/10	Target 2010/11	Quarter 4	Current Progress	Direction of Travel	Supporting Commentary
-----	-------------	----------------	----------------	-----------	------------------	---------------------	-----------------------

Area Partner National Indicators:



The indicators below form part of the new National Indicator Set introduced on 1st April 2008. Responsibility for setting the target, and reporting performance data will sit with one or more local partners. As data sharing protocols are developed, baseline information and targets will be added to this section.

NI 16	Serious acquisitive crime rate (per 1000 population)	1738	1820 (Qtr target 455)	1629 Qtr 4 377			<p>This indicator has previously been reported as a %, but in line with reporting for the Sustainable Community Strategy this has been converted to actual figures. The data is complete and covers the full reporting period of Quarter 4 2010/11.</p> <p>Serious acquisitive crime has decreased by 3% (13 crimes) from Q3 to Q4 of 2010/11. There is also a decrease of 7% (30 crimes) on the same quarter last year (Q4 9/10).</p> <p>All areas of serious acquisitive crime have seen mixed performance when we compare Q4 09/10 with Q4 10/11:</p> <ul style="list-style-type: none"> • Domestic Burglary is down 29% (49 less crimes) • Theft of Motor Vehicle is up 32% (19 more crimes) • Theft from Motor Vehicle is up 7% (10 more crimes)
-------	--	------	-----------------------	-------------------	---	---	---





Appendix 4: Progress Against 'other' performance indicators

Ref	Description	Actual 2009/10	Target 2010/11	Quarter 4	Current Progress	Direction of Travel	Supporting Commentary								
							<ul style="list-style-type: none"> Robbery (personal and business) is down 30% (10 less crimes) <p>Year End Performance</p> <table border="1"> <tr> <th colspan="2">Total Serious Acquisitive Crime</th> </tr> <tr> <td>2009/2010 -</td> <td>1738</td> </tr> <tr> <td>2010/2011 -</td> <td>1629</td> </tr> <tr> <td>Difference -</td> <td>-6.70%</td> </tr> </table>	Total Serious Acquisitive Crime		2009/2010 -	1738	2010/2011 -	1629	Difference -	-6.70%
Total Serious Acquisitive Crime															
2009/2010 -	1738														
2010/2011 -	1629														
Difference -	-6.70%														
NI 18	Adult re-offending rates for those under probation supervision	Qtr 4 09/10 Data-not yet available 8.57% at Qtr 3 09/10	6.77% by end Qtr 4 10/11	Q3 9.41 % Predicted y/e 8.58%			Actual Data is available to 31 st December 2010 as stated with actual data to 31 st March 2011 available Sept/Oct 2011. Based on the Quarter 3 data, the predicted rate of re-offending for the year is 8.58% as stated by the Ministry of Justice.								



Appendix 4: Progress Against 'other' performance indicators

Ref	Description	Actual 2009/10	Target 2010/11	Quarter 4	Current Progress	Direction of Travel	Supporting Commentary								
NI 20	Assault with injury crime rate (per 1000 population)	1061	1206 (Qtrly target 302)	979 (01.4.10 – 31.03.11) Qtr 4 213			<p>This indicator has previously been reported as a %, but in line with reporting for the Sustainable Community Strategy this has been converted to actual figures.</p> <p>This report covers the period 1st January 2011 to 31st March 2011. The data is complete and comprises the actual number of crimes recorded during the period.</p> <p>Assault with less serious injury has decreased 3.4% between Q3 and Q4 meaning 7 less violent crimes were recorded.</p> <p>When we compare Quarter 4 this year with the same period last year there is a decrease of 17.1%, equal to 44 less crimes.</p> <p>Year End Performance</p> <table border="1"> <thead> <tr> <th colspan="2">Assault with Less Serious Injury</th> </tr> </thead> <tbody> <tr> <td>2009/2010 -</td> <td>1061</td> </tr> <tr> <td>2010/2011 -</td> <td>979</td> </tr> <tr> <td>Difference -</td> <td>-7.70%</td> </tr> </tbody> </table>	Assault with Less Serious Injury		2009/2010 -	1061	2010/2011 -	979	Difference -	-7.70%
Assault with Less Serious Injury															
2009/2010 -	1061														
2010/2011 -	979														
Difference -	-7.70%														



Appendix 4: Progress Against 'other' performance indicators

Ref	Description	Actual 2009/10	Target 2010/11	Quarter 4	Current Progress	Direction of Travel	Supporting Commentary
NI 30	Re-offending rate of prolific and priority offenders	82 offences	71 offences	Qtr 2 = 51 offences			<p>Qtr 4 not available till late 2011.</p> <p>The target figure for this year's NI 30 result is to achieve 71 offences or less. At present, only Q1 and Q2 are formally published, showing that at the end of Q2 Halton already has 51 offences.</p> <p>Estimations show that at the end of Q4 Halton will achieve 73 offences possibly increasing to 82 offences (due to outstanding charges that have not yet been finalised).</p>
NI 32	Repeat incidents of domestic violence	22	27%	29%			<p>The number of cases presented to MARAC (the Multi Agency Risk Assessment Conference) during the preceding 12 months has continued to decline from 178 in March 2010 to 138 in March 2011.</p> <p>The majority of cases continue to be referred by the Police (119), the Primary Care Trust (7) and Mental Health Teams (5) with numbers being referred by other agencies being low.</p>



Appendix 4: Progress Against 'other' performance indicators

Ref	Description	Actual 2009/10	Target 2010/11	Quarter 4	Current Progress	Direction of Travel	Supporting Commentary
							<p>Whilst the total number of cases referred during the year has fallen from 239 in 2009 – 10 the number of repeat cases has remained relatively static. Additionally the average number of children per case discusses has also remained relatively static at 1.28 (2010 – 11) as compared to 1.29 in (2009 – 10). This situation is reflective of the national picture in relation to child representation.</p> <p>Of the 138 cases supported through MARAC during 2010 – 11 there have been 101 children aged 0 – 5; 177 children 0 – 18; 15 pregnant women and 1 vulnerable adult.</p>
NI 33	Arson incidents	700	855	643			This data has been collated from the Cheshire Fire and Rescue Service Incident Recording System (IRS). It relates to actual recorded incident volumes and represents the complete data set for the year.

Appendix 4: Progress Against 'other' performance indicators

Ref	Description	Actual 2009/10	Target 2010/11	Quarter 4	Current Progress	Direction of Travel	Supporting Commentary
							<p>As IRS was introduced on 1 April 2009, baseline data and subsequent targets set were calculated using the previous data capture method.</p> <p>IRS data is subject to further validation, thus figures recorded may alter slightly following further scrutiny.</p> <p>2010/11 saw the fewest number of deliberate fire incidents since records began, both in Halton and Cheshire as a whole, with a total reduction of 29% over the last 3 years.</p> <p>Over 14% of incidents occurred in November, (bonfire season). Incident volumes then saw a sharp decline and, where November had been the busiest month, activity volumes decreased and December was the quietest month, with just 2% of the annual incidents.</p>
NI 38	Drug related (Class A) offending rate	0.65	NYA	0.69 (Month 9)			Scores below 1 are better than expected. Quarter 3 saw Halton scoring 0.69, placing them 2nd out of 7 of non intensive Drug Action Team (DAT) areas in the NW and 5th in the NW if intensives are included.

Appendix 4: Progress Against 'other' performance indicators

Ref	Description	Actual 2009/10	Target 2010/11	Quarter 4	Current Progress	Direction of Travel	Supporting Commentary
							Performing better than both regional and national averages. Progress is good and on target to reach the year end figure, but this will not be reported until Sept/Oct 2011.
NI 40	Drug users in effective treatment	486	515	456 (month 8)			<p>Latest data available is for month 8 (November 2010). In month 8 Halton at 456 is 16 below the expected figure of 472 for the same quarter last year. Final end of year figure is expected in august/September.</p> <p>Drug treatment services continue to focus on achieving a high number of planned exits and maintaining prompt access to services.</p> <p>There is also a current focus on improving the numbers of people being vaccinated for hepatitis B or screened for hepatitis C and having a physical health check.</p> <p>Service users and carer involvement continues to develop, seen particularly in the increased number of posting to the Patient Opinion website, and the development of a volunteers & mentors group that is in the early stages of</p>

Appendix 4: Progress Against 'other' performance indicators

Ref	Description	Actual 2009/10	Target 2010/11	Quarter 4	Current Progress	Direction of Travel	Supporting Commentary
							development.

Appendix 5: Unavailable data

Data is unavailable for the following measures.

Place Survey

Given a recent Ministerial Announcement there is no Place Survey for 2010/11. Due to this announcement the following measures have not been reported this year. Consideration will be given to whether there is need for a slimmer local survey in 2011/12 following clarification of the government's reporting requirements (April 2011) and our own performance management needs.

NI 6	Participation in regular volunteering
NI 7	Environment for a thriving third sector
NI 17	Perception of anti-social behaviour
NI 21	Dealing with local concerns about anti-social behaviour and crime by the local council and police
NI 22	Perceptions of parents taking responsibility for the behaviour of their children in the area
NI 23	Perceptions that people in the area treat one another with respect and dignity
NI 27	Understanding of local concerns about anti-social behaviour and crime by the local council and police
NI 41	Perceptions of drunk or rowdy behaviour as a problem
NI 42	Perceptions of drug use or drug dealing as a problem

Appendix 5: Unavailable data

Information from Area Partner Agencies




CS 3	Domestic burglaries per 1,000 households (Previously BVPI 126 & CL L11)	Information not yet received
CS 4	Number of racial incidents recorded by the Authority per 100,000 population (Previously BVPI 174 and CL L12)	The Council or Authority itself does not record this figure; it has been collected by the Police and Schools
NI 15	Serious violent crime rate	Information not yet received
NI 19	Rate of proven re-offending by young offenders	Information not yet received
NI 26	Specialist support to victims of a serious sexual offence	Awaiting clarification of definition by Police
NI 28	Serious knife crime rate	Information not yet received
NI 29	Gun crime rate	Information not yet received
NI 30	Re-offending rate of prolific and priority offenders	Details to be confirmed by Police
NI 31	Re-offending rate of registered sex offenders	Awaiting clarification of definition by Police
NI 34	Domestic violence – murder rate	Information not yet received
NI 35	Building resilience to violent extremism	Awaiting clarification of definition by Police
NI 36	Protection against terrorist attack	Awaiting clarification of definition by Police
NI 49	Number of primary fires and related fatalities and non-fatal casualties, excluding precautionary checks	Information not yet received
NI 143	Offenders under probation supervision living in settled suitable accommodation at the end of their order of licence.	Information not available until later in 2011
NI 144	Offenders under probation supervision in employment at the end of their order/licence	Information not available until later in 2011

Appendix 6: Financial Statement

The Department's quarter 4 financial statement will be prepared once the Council's year-end accounts have been finalised and will then be made available via the intranet by 30th June 2011.




Appendix 7: Explanation of Use of Symbols
--

Symbols are used in the following manner:

Progress	<u>Objective</u>	<u>Performance Indicator</u>
Green	 Indicates that the <u>objective is on course to be achieved</u> within the appropriate timeframe.	<i>Indicates that the annual target <u>is on course to be achieved</u>.</i>
Amber	 Indicates that it is <u>uncertain or too early to say at this stage</u> , whether the milestone/objective will be achieved within the appropriate timeframe.	<i>Indicates that it is <u>uncertain or too early to say at this stage</u> whether the annual target is on course to be achieved.</i>
Red	 Indicates that it is <u>highly likely or certain</u> that the objective will not be achieved within the appropriate timeframe.	<i>Indicates that the target <u>will not be achieved</u> unless there is an <u>intervention or remedial action</u> taken.</i>

Direction of Travel Indicator

Where possible performance measures will also identify a direction of travel using the following convention

Green	 Indicates that performance is better as compared to the same period last year.
Amber	 Indicates that performance is the same as compared to the same period last year.
Red	 Indicates that performance is worse as compared to the same period last year.
N/A	Indicates that the measure cannot be compared to the same period last year.

REPORT TO: Safer Policy & Performance Board
DATE: 7 June 2011
REPORTING OFFICER: Strategic Director, Communities
SUBJECT: Safeguarding Adults
WARDS: All

1.0 **PURPOSE OF REPORT**

1.1 To update the Board on key issues and progression of the agenda for Safeguarding Vulnerable Adults.

2.0 **RECOMMENDATION:**

i) **That the Board notes the contents of the report.**

3.0 **SUPPORTING INFORMATION**

3.1 Halton **LINK** held an **informal ‘drop-in’ event**/coffee morning in February 2011 to mark **Dignity Action Day**. The aims were to offer LINK’s support to the local and national Dignity in Care campaign, raise awareness of the importance of Dignity in Care and what’s taking place locally, remind society that the dignity of those in their community is not the sole responsibility of health or social care staff- everyone has a role to play, remind the public that staff have a right to be treated with dignity and respect too, and hear about people’s experiences of local health and social care services over the past 12 months.

3.2 On the 15th February 2011, a shocking report from the **Health Service Ombudsman**, Ann Abraham, was published called **“Care and Compassion”** www.ombudsman.org.uk

The report stated that the NHS is failing to treat older people with care, compassion, dignity and respect and highlighted ten investigations from complaints made about the standards of care provided to older people by NHS Hospital Trusts and GP practices. These cases involved people aged 65 and over all of whom suffered indignity, unnecessary pain, distress, poor care, medication management and discharge planning arrangements. The investigations revealed personal and institutional attitudes which failed to recognise people’s humanity and individuality alongside care/treatment which lacked sensitivity, compassion and professionalism.

The report was brought recently to Halton’s Safeguarding Adults Board, where a decision was taken to develop and monitor a local action plan

that will pick up learning from this report and from the '**Six Lives**' report which was published in March 2009 and investigated the deaths of six people with learning disabilities, highlighted in the report by MENCAP in 2007 called 'Death by Indifference', which in turn raised concerns about the care given six individuals with learning disabilities.

3.3 A report of a Serious Untoward Incident that occurred in 2010 was brought to the Board recently. The SUI review undertaken by NHS Halton and St Helens looked at contributory factors (including underlying medical conditions) and found unsatisfactory practices in a number of areas. The Board's Chair has written to St Helens and Knowsley Teaching Hospitals NHS Trust, requesting the matter also be investigated by the Trust.

3.3 All NHS Trusts that interface with Halton have agreed to **report Serious Untoward Incidents** involving a Safeguarding element to the SAB

One SUI has been reported to the Board, which will **monitor progress** on actions to prevent recurrence of the issues it raised

Work is being undertaken to improve arrangements for patients pathway through health provision locally.

3.4 **Recent reports on service deficiencies** occurring in other localities, along with the Munro Report identifying problems within child protection have been considered for any **learning** that could benefit Halton's Safeguarding Adults services:

3.5 Halton's draft **Hate Crime Strategy and Action Plan** has been reviewed to ensure vulnerable adults content.

3.6 **Brief training** has been provided for providers of **Homelessness services** and a **Basic Awareness Briefing** provided for **Custody Visitors** (who conduct visits in either Halton, Warrington, Cheshire East or West Cheshire), and marketing materials and practice guidance distributed.

3.7 The **2011-12 training programme** has been agreed

The E-Learning course will constitute our Basic Awareness training course, but the recent decision not to directly provide Basic Awareness course will be reviewed later in the year [2011-12] against take up of the E-Learning course.

3.8 A pilot is about to begin, with the aim of gathering **learning from people (service users and carers)** who have experienced the local multi-agency safeguarding adults service.

3.9 **Adult Social Care Reform – Law Commission Review**

The government has signalled the biggest reform of adult care law in 60 years after a three-year review proposed sweeping changes to adult safeguarding and carers' rights, and the extension of direct payments to residential care.

Among the commission's recommendations are:

- A set of statutory principles setting out the purpose of adult social care.
- The introduction of direct payments for residential care.
- A statutory basis for adult safeguarding boards
- A duty on councils to investigate adult safeguarding cases.
- A duty on councils to assess carers without them having to request an assessment.
- A duty on councils to produce a care and support plan for all eligible users and carers, including self-funders.
- Separate care laws for England and Wales.

This signals a significant step in moving us closer to a clearer and more coherent framework for adult social care.

3.10 The Government has published a '**Statement of Government Policy on Adult Safeguarding**', which outlined:

- Government Policy
- Principles
- Suggested outcomes
- Links to other statements on adult social care, and Key Milestones, including:
 - response to the review of 'No Secrets'
 - research commissioned by the Department of Health
 - Law Commission report on the law on Adult Social Care (11 May 2011)
 - 'A vision for adult social care: Capable communities and active citizens' (November 2010)
 - the Police Reform and Social Responsibility Bill
 - Report of the Independent Commission on the Funding of Care and Support July 2011
 - White Paper on social care reform December 2011

3.11 The government halted the registration of workers and volunteers with children and vulnerable adults to the **vetting and barring scheme** due

to commence on 26 July 2010, saying that the programme can be 'remodelled to proportionate and common sense levels'. Existing requirements for Criminal Record Bureau checks remained in place and the Independent Safeguarding Authority continued to operate lists of barring decisions, pending a full review of the vetting & barring arrangements.

4.0 **POLICY, LEGAL AND FINANCIAL IMPLICATIONS**

4.1 There are no policy, legal or financial implications in noting and commenting on this report.

4.2 All agencies retain their separate statutory responsibilities in respect of safeguarding adults, whilst Halton Borough Council's Adult and Community Directorate has responsibility for coordination of the arrangements, in accordance with 'No Secrets' (DH 2000) national policy guidance and Local Authority Circular (2000) 7/Health Service Circular 2000/007.

5.0 **IMPLICATIONS FOR THE COUNCIL'S PRIORITIES**

5.1 **Children & Young People in Halton**

Safeguarding Adults Board membership includes:

- The Chair of the Local Safeguarding Children Board and
- Divisional Manager for the Children's Safeguarding Unit in the Children and Young People's Directorate.

Halton Safeguarding Children Board membership includes adult social care representatives.

Joint protocols exist between Council services for adults and children.

The HSAB chair, sub-group chairs and lead officers for related services meet regularly and will ensure a strong interface between, for example, Safeguarding Adults, Safeguarding Children, Domestic Abuse, Hate Crime, Community Safety, Personalisation, Mental Capacity & Deprivation of Liberty Safeguards.

5.2 **Employment, Learning & Skills in Halton**

None identified.

5.3 **A Healthy Halton**

The safeguarding of adults whose circumstances make them vulnerable to abuse is fundamental to their health and well-being. People are likely to be more vulnerable when they experience ill-health.

5.4 **A Safer Halton**

The effectiveness of Safeguarding Adults arrangements is fundamental to making Halton a safe place of residence for vulnerable adults.

5.5 **Halton's Urban Renewal**

None identified.

6.0 **RISK ANALYSIS**

6.1 Failure to address a range of Safeguarding Adults issues could expose individuals to abuse and leave the Council vulnerable to complaint, criticism and potential litigation.

7.0 **EQUALITY AND DIVERSITY ISSUES**

7.1 It is essential that the Council addresses equality issues, in particular those regarding age, disability, gender, sexuality, race, culture and religious belief, when considering its safeguarding policies and plans.

REPORT TO: Safer Policy & Performance Board

DATE: 14th June 2011

REPORTING OFFICER: Strategic Director, Children and Enterprise

SUBJECT: Halton Safeguarding Children Board

WARDS: All

1.0 PURPOSE OF THE REPORT

1.1 This report seeks to inform the Safer Policy & Performance Board of the work of Halton Safeguarding Children Board (HSCB).

2.0 RECOMMENDATION:

- (i) That the Safer Policy & Performance Board note the contents of the report.

3.0 SUPPORTING INFORMATION

3.1 The Children Act 2004 required each local authority to establish a Local Safeguarding Children Board (LSCB) by 1st April 2006. Halton Safeguarding Children Board (HSCB) was in place by February 2006.

3.2 Section 14 of the Children Act 2004 states that the core objectives of the LSCB are:

- a. to co-ordinate what is done by each person or body represented on the Board for the purposes of safeguarding and promoting the welfare of children in the area of the authority; and
- b. to ensure the effectiveness of what is done by each such person or body for that purpose.

3.4 The core functions of LSCBs as set out in primary legislation and regulations includes:

3.4.1 Thresholds, policies and procedures, monitoring and evaluation functions –

HSCB has established processes to scrutinise practice across the borough; for example, multi-agency file audits, specific audits of safeguarding children practice in Adult Services and Section 11 audits of organisations with a legal duty to safeguard children. The Board also uses a performance framework in the form of a Report Card. This data-based tool enables the Board to track the progress of multi-agency work against set targets relating to its priorities. The Report Card has been revised to focus on two key priority areas: children and

young people are protected from significant harm; and children and young people who have been subject to significant harm are supported effectively and appropriately to prevent further harm.

Regular reports are received by the Board from the Lead Conferencing and Reviewing Manager in the Safeguarding Children Unit. In the last report for January – March 2011, there were 77 children and young people subject of a Child Protection Plan as of 31st March 2011.

The Policies and Procedures Sub Group has ratified a number of policies, procedures and practice guidance over the year and has recently launched the revised Pan-Cheshire Multi-Agency Safeguarding Children Procedures. Work is currently progressing on a Pan-Cheshire basis on Missing from Home & Care, Child Sexual Exploitation and Sudden Unexpected Death in Infancy and Childhood protocols.

3.4.2 Training:

HSCB and the Children's Trust have worked together to provide frontline events to practitioners and managers to promote working together and raising the standards of practice across the workforce. The Board also delivers a multi-agency training programme, managed by the Training Sub Group, which in addition to core courses on safeguarding process and practice has included input to events such as the annual Anti-Bullying and Third Sector conferences. The Board also works with the Safeguarding Adults Board to provide opportunities for the Adults' and Children's workforce to train together.

3.4.3 Recruitment and Supervision:

A joint Safer Recruitment Sub Group reports to both Safeguarding Boards. It has driven forward the delivery of Safer Recruitment training across the children's workforce, as well as producing practice guidance for managers and selection panels. The Local Authority Designated Officer (LADO) also reports regularly to the Board to ensure it meets its functions in relation to investigations of allegations concerning persons working with children.

3.4.4 Private Fostering:

The Board has overseen a campaign to raise awareness of private fostering within the borough. This has included distributing information to the community, via the Safe Parenting Handbook, as well as to practitioners. This issue has also been incorporated in to multi-agency training. A multi-agency development group has met regularly to progress this work, and the Board receives an annual report on private fostering.

3.4.5 Communicating and Raising Awareness:

Community involvement is a focus of the Board's work, supported by the recruitment of two Lay Members in November 2010. The Lay Members represent the community on the Board, establishing further lines of communication between the public and the Board and vice versa.

3.4.6 Functions relating to child deaths:

The Child Death Overview Panel (CDOP) has met regularly to consider the factors related to the deaths of children across the borough. A number of work streams have been initiated by this group, such as the Early Years Child Safety Directory, work by Children's Centres highlighting safety equipment and a joint Child Safety Campaign between the HSCB and Children's Trust.

3.4.6 Serious Case Reviews:

The Board continues to monitor the implementation of recommendations and Action Plans from Serious Case Reviews. The HSCB Executive monitors Action Plans and coordinates dissemination of learning from national, regional and local Serious Case Reviews. Regular Serious Case Review workshops are now included in the HSCB training programme.

4.0 POLICY IMPLICATIONS

4.1 The Board holds the Children's Trust accountable for ensuring services deliver improved outcomes for children and young people. The Board is responsible for challenging all relevant partners of the Trust on their performance in ensuring children and young people are safeguarded in the borough. A protocol was agreed between both in 2010 to ensure clarity about local accountabilities underpinned by effective local challenge.

4.2 Although there is no longer a statutory requirement for local areas to have a Children's Trust, the strong partnership arrangements are reflected in the commitment to continue in Halton. A Children & Young People's Plan continues to be produced to which the HSCB is a formal consultee.

4.3 The strength of partnership working in Halton and robust accountability arrangements were reflected in the recent Ofsted and CQC announced inspection of safeguarding and looked after children services in Halton which rated both as good with outstanding capacity for improvement. The Children's Trust and HSCB are jointly responsible for ensuring implementation of the action plan developed from the inspection recommendations.

- 4.4 The Apprenticeships, Skills, Children and Learning Act 2009 introduced a statutory requirement for Local Safeguarding Children Boards (LSCBs) to produce and publish an Annual Report on the effectiveness of safeguarding in the local area. The purpose of the Annual Report is to provide an assessment of the effectiveness of local arrangements to safeguard children, set against a comprehensive analysis of the local area safeguarding context. It should recognise achievements and the progress made in the local authority area as well as providing a realistic assessment of the challenges that still remain.

The HSCB Annual Report is used to inform the content of the Children & Young People's Plan produced by the Children's Trust.

5.0 RISK ANALYSIS

The comprehensive spending review has led partners to reassess their financial and in-kind contributions to the Board. However, there continues to be a commitment to partnership working and an understanding that this is the best way to ensure that the children and young people of Halton are safeguarded. To this end the Board is ensuring that it is focussed upon its core business.

Regular meetings between the Chief Executive of Halton Borough Council, the Lead Member, HSCB Chair, Director of Children & Young People Services and officers of Halton Borough Council take place to discuss a range of issues and explore risks.

6.0 EQUALITY AND DIVERSITY

Equality and diversity issues are integral to the work of Halton Safeguarding Children Board as children may be more vulnerable due to factors related to their gender, age, disability, ethnicity or sexuality. They may also be more vulnerable due to their family's socio-economic background or their legal status, for example a child in a Private Fostering arrangement or a Child Looked After.

This is an area identified by the Board as a key focus for its work in 2011-12. It has changed some of its reporting mechanisms to ensure recording of diversity. The Board is also seeking to engage with communities whose views may not have informed its work previously, such as the traveller community and faith groups. This work will be enhanced by the newly appointed Lay Member roles and the work being undertaken with the Children's Trust to establish a young people's Board. This work is underpinned by the HSCB's new Communication and Participation Strategy.

7.0 IMPLICATIONS FOR THE COUNCIL'S PRIORITIES

6.1 Children and Young People in Halton

Halton Safeguarding Children Board holds the Children's Trust accountable for progress towards meeting its priority that children and young people will feel safe at home, in school and in their communities.

6.2 Employment, Learning and Skills in Halton

The Safeguarding Children training activity undertaken by Halton Safeguarding Children Board aims to ensure that those working with Halton's children and families or parents/carers develop their knowledge and skills to safeguard children in order to ensure that the borough's children receive good quality services and timely interventions where necessary.

6.3 A Healthy Halton

The Board has identified areas contributing to the health and wellbeing of children in the borough. Specific areas which HSCB is responsible for reporting on include:

- i) The work of the Child Death Overview Panel which identifies modifiable factors that could have potentially prevented or prevented the death of a child.
- ii) Serious Case Reviews where children have died, or suffered life threatening injuries where abuse and neglect were a factor, and multi-agency lessons can be learnt to prevent such situations occurring again.

6.3 A Safer Halton

The effectiveness of safeguarding children arrangements in Halton is fundamental to making Halton a safe place for children and young people. This includes the virtual world.

6.4 Halton's Urban Renewal

None identified

8.0 LIST OF BACKGROUND PAPERS UNDER SECTION 100D OF THE LOCAL GOVERNMENT ACT 1972

REPORT TO: Safer Policy and Performance Board

DATE: 14th June 2011

REPORTING OFFICER: Strategic Director Community

SUBJECT: Sustainable Community Strategy
2010 – 11 Year-end progress report.

WARDS: Borough-wide

1.0 PURPOSE OF REPORT

1.1 To provide information on the progress in achieving targets contained within the Sustainable Community Strategy for Halton.

2.0 RECOMMENDED THAT:

- i. The report is noted
- ii. The Board considers whether it requires any further information concerning the actions taken to achieve the performance targets contained within Halton's 2006 – 11 Sustainable Community Strategy (SCS).

3.0 SUPPORTING INFORMATION

3.1 The Sustainable Community Strategy, a central document for the Council and its partners, which provides an evidenced-based framework through which actions and shared performance targets can be developed and communicated.

3.2 The current Sustainable Community Strategy included targets which were also part of the Local Area Agreement (LAA). In October 2010 the coalition government announced the ending of government performance management of local authorities through LAAs. Nevertheless, the Council and its partners need to maintain some form of effective performance management framework to:-

- Measure progress towards our own objectives for the improvement of the quality of life in Halton.
- Meet the government's expectation that we will publish performance information.

3.3 Following extensive research and analysis and consultation with all stakeholder groups including Elected Members, partners and the local community and representative groups, a new SCS (2011 – 26) was approved by Council on 20th April 2011.

- 3.4 The new SCS will be accompanied by a separate 'living' 5 year delivery plan. This approach will provide sufficient flexibility to evolve as continuing changes within the public sector continue to emerge, for example the restructuring of the NHS and public health delivery, implementation of Local Economic Partnerships and the delivery of the 'localism' agenda.
- 3.5 Work is presently underway to determine a range of performance information that will allow the systematic monitoring of the progress being made in achieving desired community outcomes over time.
- 3.6 Attached as Appendix 1 is a report on progress of the SCS (2006-11) for the year ending 31st March 2011. This includes a summary of all indicators within the existing Sustainable Community Strategy and additional information for those specific indicators and targets that fall within the remit of this Policy and Performance Board.
- 3.7 In considering this report Members should be aware that:-
- a) The purpose of this report is to consolidate information on all measures and targets relevant to this PPB in order to provide a clear picture of progress.
 - b) As the requirement to undertake a centrally prescribed Place Survey has now ceased the development of a localised perception based methodology is currently underway with a likely implementation date of autumn 2011.

4.0 CONCLUSION

- 4.1 The Sustainable Community Strategy for Halton, and the performance measures and targets contained within it will remain central to the delivery of community outcomes. It is therefore important that we monitor progress and that Members are satisfied that adequate plans are in place to ensure that the Council and its partners achieve the improvement targets that have been agreed.

5.0 POLICY IMPLICATIONS

- 5.1 The Sustainable Community Strategy for Halton is central to our policy framework. It provides the primary vehicle through which the Council and its partners develop and communicate collaborative actions that will positively impact upon the communities of Halton.

6.0 OTHER IMPLICATIONS

6.1 The publication by Local Authorities of performance information is central to the coalition government's transparency agenda. This has been accompanied by a commitment to reduce top down performance management, with the pre-existing National Indicator Data Set (NIS), being replaced from April 2011 with a single comprehensive list of all data that Local Authorities are required to provide to Central Government.

7.0 IMPLICATIONS FOR THE COUNCIL'S PRIORITIES

7.1 This report deals directly with the delivery of the relevant strategic priority of the Council.

8.0 RISK ANALYSIS


8.1 The key risk is a failure to improve the quality of life for Halton's residents in accordance with the objectives of the Sustainable Community Strategy. This risk can be mitigated thorough the regular reporting and review of progress and the development of appropriate actions where under-performance may occur.

9.0 EQUALITY AND DIVERSITY ISSUES

9.1 One of the guiding principles of the Sustainable Community Strategy is to reduce inequalities in Halton.

10.0 LIST OF BACKGROUND PAPERS UNDER SECTION 100D OF THE LOCAL GOVERNMENT ACT 1972

Document	Sustainable Community Strategy 2006 – 11
Place of Inspection	2 nd Floor, Municipal Building, Kingsway, Widnes
Contact Officer	Hazel Coen



The Sustainable Community

Strategy for Halton

2006 - 2011

Year -end Progress Report

01st April 2010 – 31st March 2011

Safer Policy &







Performance Board

<p>Document Contact (Halton Borough Council)</p>	<p>Hazel Coen Divisional Manager, Performance & Improvement Municipal Buildings, Kingsway Widnes, Cheshire WA8 7QF hazel.coen@halton.gov.uk</p>
---	---













This report provides a summary of progress in relation to the achievement of targets within Halton’s Sustainable Community Strategy 2006 - 2011.

It provides both a snapshot of performance for the period 01st April 2010 to 30th September 2010 and a projection of expected levels of performance to the year-end.





The following symbols have been used to illustrate current performance as against the 2011 target and as against performance for the same period last year.

	<p>Target is likely to be achieved or exceeded.</p>		<p>Current performance is better than this time last year</p>
	<p>The achievement of the target is uncertain at this stage</p>		<p>Current performance is the same as this time last year</p>
	<p>Target is highly unlikely to be / will not be achieved.</p>		<p>Current performance is worse than this time last year</p>

SAFER HALTON

Page	Ref	Descriptor	2010/11 Target	Direction of travel
7	5	Overall satisfaction with the area	n/a	n/a
7	7	Environment for a thriving third sector	n/a	n/a
8	16	Serious acquisitive crime rate		
10	17	Perceptions of anti-social behaviour	n/a	n/a
11	20	Assault with injury crime rate		
12	30	Re-offending rate of prolific and priority offenders	Data not yet available	Data not yet available
13	32	Repeat incidents of domestic violence		
15	33	Arson incidents		
17	39	Alcohol related hospital admission rates		
18	40	Drug users in effective treatment		

Non Local Area Agreement Measures / Targets

19	47	Reduce the number of people killed or seriously injured in road traffic accidents		
20	SH1	Reduce the number of incidents of ASB in the worst 5 Lower Super Output Areas compared with the rest of the borough		

NI 5	Increase residents overall satisfaction with the area
-------------	--

Baseline (2007-08)	09 – 10 Actual	2010 – 11 Cumulative outturn data					Current Progress	Direction of Travel
		Target	Q1	Q2	Q3	Q4		
70.4%	N/A	Refer comment					n/a	n/a

NI 7	Increase voluntary and community sector satisfaction by creating a strong environment in which it can thrive
-------------	---

Baseline (2007-08)	09 – 10 Actual	2010 – 11 Cumulative outturn data					Current Progress	Direction of Travel
		Target	Q1	Q2	Q3	Q4		
22.2%	n/a	Refer comment					n/a	n/a

Data Commentary

The baseline position for this indicator is the perception data that was captured as part of the 2008 National Place Survey. A further survey was planned for 2010 but this requirement has been cancelled as part of the revision of the national performance framework by the coalition government.

General Performance Commentary



In the absence of a nationally prescribed survey work is now being progressed to establish a more locally focussed survey to capture community perceptions and satisfaction levels. It is anticipated that such a survey would be undertaken during the autumn of the current financial year.

Summary of key activities undertaken during the year

During 2009 the Halton Strategic Partnership commissioned research from IPSOS-MORI to follow-up the key findings of the 2008 Place Survey in more detail.

The key areas residents felt needed to be improved were: – low level crime, ASB, drugs, lack of respect, job prospects, reduces pollution, influence in decision making clean streets and activities for teenagers and an extensive range of interventions have been planned and delivered during the year in order to address these issues.

NI 16	Serious Acquisitive Crime
--------------	----------------------------------

Baseline (2007-08)	09 – 10 Actual	2011 Target	2010 – 11 Data					Current Progress	Direction of Travel
			Quarterly Target	Q1	Q2	Q3	Q4		
1968	1738	1820	455	457	405	390	377		

Data Commentary

The data is complete and covers the full reporting period of Quarter 4 2010/11.

General Performance Commentary

Serious acquisitive crime has decreased by 3% (13 crimes) from Q3 to Q4 of 2010/11. There is also a decrease of 7% (30 crimes) on the same quarter last year (Q4 9/10).

All areas of serious acquisitive crime have seen mixed performance when we compare **Q4 09/10 with Q4 10/11**:

Domestic Burglary is down **29%** (49 less crimes)
 Theft of Motor Vehicle is up **32%** (19 more crimes)
 Theft from Motor Vehicle is up **7%** (10 more crimes)
 Robbery (personal and business) is down **30%** (10 less crimes)

Year End Performance

Total Serious Acquisitive Crime	
2009/2010 -	1738
2010/2011 -	1629
Difference -	-6.70%

	2009/2010	2010/2011	Difference
Domestic Burglary	598	540	9.7%
Theft OF motor vehicle	326	266	18.4%
Theft FROM motor vehicle	721	712	1.2%
Robbery	104	109	4.8%

3 year performance

Serious Acquisitive Crime	2007/2008	2008/2009	2009/2010	2010/2011	Overall reduction
Recorded crime	1968	2246	1738	1629	17.2%

Summary of key activities undertaken during the year

Burglary Day of Action

On the 24th March, 200 houses in the Calvers community had the opportunity to receive door to door community safety advice, including burglary prevention and fire safety products. Cheshire Fire Safety and Cheshire Police PCSO`s). The agencies offered free Smartwater burglary DNA solution to each property together with Fire Home Safety Assessments. Out of 200 premises, 84 premises signed up to and registered with Smartwater.

Theft from Motor Vehicle

During 26th March to 4th April there were 9 thefts from vehicles where vehicles were left unlocked (insecure). The partnership Crime Reduction Advisor produced 250 A5 flyers for PCSO`s to disseminate to members of the public in the hotspot areas e.g. Norton area. A further 200 were handed out in Windmill Hill area following a further spate of theft from vehicles.

In addition, all details of the above incidents including Crime Prevention advice have been provided on the police Press line for media attention/press release reminding car owners to lock their vehicles, remove valuables and park the car in locations where they are well lit and overlooked by neighbours.

Shed / Garden Security – Burglary “Other”

With the warmer weather approaching the partnership Crime Reduction Advisor has released a press article to remind tenants’ and home owners to keep doors and windows locked even when they are in the garden. Also, advice is provided on security of outbuildings, property kept inside e.g. bikes, mowers etc and garden equipment left outside.

Monitoring of Organised Crime Gangs.

The Safer Halton Partnership has funded via the Crime Action Group an ANPR camera in a strategic location on the Widnes border. It is recognised that over 70% of burglaries in Widnes are committed from people living outside of the Borough. To monitor and investigate offences of burglary, robbery, theft of vehicles, number plates and petrol drive-off’s we have identified a main point of access and egress into the Borough, by which an ANPR camera will provide useful intelligence and information to assist with bringing offenders to justice.

Shoplifting

On 31st March Widnes retail park (17 businesses) signed up to the Facewatch pilot for the Force. Facewatch is an on-line 3rd party crime recording and CCTV upload software. This software will eliminate the time taken to complete CCTV / Witness Statements and retrieval of CCTV evidence.

NI 17

Reduce the perceptions of Anti Social Behaviour

Baseline (2007-08)	09 – 10 Actual	2011 Target	2010 – 11 Cumulative outturn data				Current Progress	Direction of Travel
			Q1	Q2	Q3	Q4		
24.3%	N/A	21.2%	Refer comment				N/A	N/A

Data Commentary


The baseline position for this indicator is the perception data that was captured as part of the 2008 National Place Survey.

A further survey was planned for 2010 but was cancelled and so an update is not expected.

Performance Commentary

The above data is received from the New Place Survey 2008 and so it not current, an update for this should be available early 2011.

A proxy measure that could be used as an indication of current performance may be actual anti social behaviour numbers reported to Cheshire Police:

Halton	Q1	Q2	Q3	Q4	YTD	Progress
ASB Incidents	2481	2335	1884	1789	8489	

There were a total of 1789 ASB incidents recorded in Halton in Q4 of 2010/11, this is a reduction of 6% (119 crimes) compared to the same period last year. The total for 2010/11 has shown a 15% reduction when compared to 2009/10. Reducing from 9972 during 2009/10 to 8489 in 2010/11.

Youth related ASB has dropped this year by 34% when comparing numbers during 2009/10 (4056) with 2010/11 (2695).



More significant is the reduction in ASB since the commencement of YCAP projects. When comparing Pre ASB numbers (Q2 07/08 to Q4 08/09 10146 – with Q2 09/10 to Q4 10/11 5296) have dropped by a significant **48%** resulting in 4850 less calls for youth related ASB to Cheshire Constabulary.

This is not an accepted proxy measure but one that could be used as a guide line for the general trend in the public's perception of ASB. Lower recorded ASB incidents may lead to lower levels of perceived ASB but there are many other factors to take into account.

Summary of key activities undertaken during the year

Activities to reduce the perception of ASB in Halton are similar to those listed under SH LI 1 at the bottom of this document. Details surrounding activities undertaken by the partnership are attached in the form of the COMPASS steering group quarterly report which details the activities of Stay Safe, Reparation, Divert, YISP, FIP, ASB Enforcement Officer, MFH, Partnership Tasking vehicle and Victim and Witness support.

NI 20 Assault with Less Serious Injury

Baseline (2007/08)	09 – 10 Actual	2011 Target	2010 – 11 Data				Current Progress	Direction of Travel	
			Quarterly Target	Q1	Q2	Q3			Q4
1269	1061	1206	302	300	260	207	213		

Data Commentary

This report covers the period 1st January 2011 to 31st March 2011. The data is complete and comprises the actual number of crimes recorded during the period.

General Performance Commentary

When we compare this quarter with the same period last year there is a decrease of 17.1%, equal to 44 less crimes.

Year End Performance

Assault with Less Serious Injury	
2009/2010 -	1061
2010/2011 -	979
Difference -	-7.70%

3 year performance

Assault with Less Serious Injury	2007/2008	2008/2009	2009/2010	2010/2011	Overall reduction
Recorded crime	1269	1172	1061	979	-22.9%

Summary of key activities undertaken during the quarter

Violence and protecting vulnerable people.

Drug dealing brings with it violence and drug dealers also prey on those who are vulnerable. This often is by using their premises from which to sell drugs. By targeting the right people the DDU can take these violent dealers off the streets and get them custodial sentences.

Operation Ayers is a good example of how investing time into an investigation can secure appropriate prison sentences meaning that these people are not on the streets to commit violent offences or ruin the lives of those who are vulnerable.

Night Time Economy

Operation Stagger, a six hour operation undertaken which took place in Widnes town centre in March 2011, was a first for Halton and was developed in response to an issue that has been identified concerning the negative outcomes of drunkenness. Prior to the operation all of the main bars and public houses were visited and provided with information and literature relating to this issue and the legality of sales of intoxicating liquor.

A Night Time Economy meeting was held at the Widnes Waterfront offices, between Licensing team, Door staff, CCTV Control Room and Town Centre Manager. Many issues were discussed, including Fake IDs, Serving of intoxicated/underage people; communication between control room and venues and the monitoring of incidents to ensure the offenders are not able to simply change venues but are removed from the area. This was considered a very productive meeting and these will be conducted every two months attendance permitting.

NI 30 Re offending rate of prolific and priority offenders (PPO)

Official Home Office NI 30 stats (fig 1)

Baseline (2007-08)	09 – 10 Actual	2011 Target	2009 – 10 Data					Current Progress	Direction of Travel
			Quarterly Target	Q1	Q2	Q3	Q4		
82 offences	66	69 offences	19% reduction	27 offences	24 offences	Not available	Not available	-	-

Locally produced re offending stats (proxy measure) (fig 2)

Baseline (2008-09)	09 – 10 Actual	2011 Target	2010 – 11 Cumulative outturn data					Current Progress	Direction of Travel
			Quarterly Target	Q1	Q2	Q3	Q4		
144 offences	63	117 Offences	29	16	34	12	Not available	Refer to commentary below	

Data Commentary

NI30 – Q1 has been refreshed, Q2 added. Q3 and Q4 are still unavailable to view on iQuanta therefore, at this point we are unable to see if the reduction target has been met for the year. At this moment in time it is unknown if NI30 measuring will continue into the next financial year.

Locally produced figures – due to reorganisation of reporting mechanism, Q4 is unavailable for publishing. 2011/12 will see the new reporting mechanism in place and therefore figures will be available at the end of Q1 2011/12.

General Performance Commentary

NI30 – the target figure for this year's NI30 result is to achieve 71 offences or less. At present, only Q1 and Q2 are formally published on iQuanta showing that at the end of Q2 Halton has 51 offences. Estimations show that at the end of Q4 Halton will achieve 73 offences possibly increasing to 82 offences (due to outstanding charges that have not yet been finalised).

Summary of key activities undertaken during the quarter



During Q4 2010/2011 the PPO Team, in conjunction with Cheshire Police fitness trainers, helped set up and organise 'boxercise' circuit classes for those PPO's deemed suitably motivated. The twice weekly classes are currently being attended by two PPO's who have gained discipline and structure along with improving their fitness levels.

During February 2011 one PPO was accepted onto an Army outward bound residential course held in Stoke.

This young man is currently working towards submitting an application to the British Army later this year by improving fitness levels and updating his overall knowledge of the army. It is thought that participating in the outward bound course will improve his chances of success when he submits his application.

Despite numerous attempts at encouraging a youth PPO to engage with services, this proved unsuccessful and he continued to show a lack of compliance and continued offending. This person was therefore targeted by PPO officers and local NPU's via the Catch & Convict strand and in March was sentenced to a 7yr custodial sentence for burglary and theft.

NI 32 Repeat Incidents of Domestic Violence

Baseline (2007-08)	09 – 10 Actual	2011 Target	Quarterly Target	2010 – 11				Current Progress	Direction of Travel
				Q1	Q2	Q3	Q4		
See Comment	22%	27%	27%	22%	23%	23%	29%		

Data Commentary

This data represents the actual cumulative total for 2010/11.

General Performance Commentary

The number of cases presented to MARAC (the Multi Agency Risk Assessment Conference) during the preceding 12 months has continued to decline from 178 in March 2010 to 138 in March 2011.

The majority of cases continue to be referred by the Police (119), the Primary Care Trust (7) and Mental Health Teams (5) with numbers being referred by other agencies being low.

Whilst the total number of cases referred during the year has fallen from 239 in 2009 – 10 the number of repeat cases has remained relatively static i.e. 38 in 2010 – 11 as compared to 43 in 2009 – 10. Additionally the average number of children per case discusses has also remained relatively static at 1.28 (2010 – 11) as compared to 1.29 in (2009 – 10). This situation is reflective of the national picture in relation to child representation.

Of the 138 cases supported through MARAC during 2010 – 11 there have been 101 children aged 0 – 5; 177 children 0 – 18; 15 pregnant women and 1 vulnerable adult.

There are a number of inter-related social issues that continue to present in cases of domestic violence relating to victim, offender or both. The following statistics illustrate the extent of these relationships that presented in cases during 2010 – 11.

Drug Use		Alcohol		Mental Health	
Victim	21	Victim	37	Victim	12
Perpetrator	45	Perpetrator	69	Perpetrator	23
Total Cases	52	Total Cases	74	Total Cases	30

The statistics clearly re-enforce the complexity of the situation and the need for continued and extensive inter-agency collaboration and intelligence gathering and sharing between a broad range of service providers and agencies.

Summary of key activities undertaken during the year







There have been a number of activities and interventions that have been implemented during the year that have served to heighten the awareness and response to domestic violence issues.

This has included the provision of training targeted at key service providers and Level 1 and Level 2. The training was available across the partnership and 3 sessions were run during the course of the year. This allowed key messages concerning domestic violence to be communicated to a broad audience to ensure that key staff are conversant with the issues and are able to signpost victims and to make appropriate referrals into local agencies.

Additionally strong links have been established with services for Children and young People, which resulted in a positive outcomes arising from the external inspection of Children's safeguarding within the borough.

A number of events took place during the year including representation at and participation in an LGBT awareness day to discuss issues of Domestic and Sexual violence for this particularly vulnerable group.

NI 33i NI 33ii NI 33	Deliberate Primary Fires Deliberate Secondary Fires Deliberate Fires (Total)
---	---

Baseline (2007-08)	09 – 10 Actual	2011 Target	2010 – 11 Cumulative outturn data					Current Progress	Direction of Travel
			Quarterly Target	Q1	Q2	Q3	Q4		
234	115	177	44	26	21	34	13 94 total		
1,043	585	678	169	161	128	147	78 549 total		
1,277	700	855	213	187	149	181	91 643 total		

Data Commentary

Data presented above has been collated from the Cheshire Fire and Rescue Service Incident Recording System (IRS).

It relates to actual recorded incident volumes and represents the complete data set for each period.

As IRS was introduced on 1 April 2009, baseline data and subsequent targets set were calculated using the previous data capture method.

IRS data is subject to further validation, thus figures recorded may alter slightly following further scrutiny.

General Performance Commentary

2010/11 saw the fewest number of deliberate fire incidents since records began, both in Halton and Cheshire as a whole.

Both NI33i and ii have experienced a positive downwards trend over the past three years, with a total reduction of 29% over this time.

Deliberate Primary Fires (NI33i) have seen the greatest decrease, equating to 49% (90 incidents). Deliberate Secondary fires decreased by 24% over the three years.

Where Runcorn area had the highest number of deliberate primary fires (62%), it is Widnes that had the most deliberate secondary fires (53%).

Over 14% of incidents occurred in November, in line with the bonfire season. Incident volumes then saw a sharp decline and, where November had been the busiest month, activity volumes decreased and December was the quietest month, with just 2% of the annual incidents.

Summary of key activities undertaken during the year

Arson reduction activities in Halton are intelligence led; each of the stations in Halton (Runcorn and Widnes) produce a monthly arson report to identify trends and peaks in arson activity. Areas of high activity are reported the Halton 'Tasking and Coordination' Group in order to have a multi-agency approach to the problem; recent successes have been on Runcorn Hill and The Old Department of Employment Building in Runcorn plus Bechers in Widnes. Each of the stations has dedicated 'arson routes' which are reviewed monthly to encompass the areas of greatest anti-social fire activity; the crews patrol the areas in their fire appliances to act as a deterrent and provide reassurances to the community.

Both Widnes and Runcorn Stations have a dedicated "Single Point of Contact" in the Police that each Station Manager sends the PNR's which have significant intelligence to which enables the Police to act swiftly on arson related ASB incidents



2010/11 action plans identify several areas of high activity with regards NI33, categorised by priority with regards the need for arson initiatives. By producing analysis at station level, firefighters have an increased awareness and understanding of the issues surrounding deliberate fires and anti social behaviour and are therefore better equipped to deliver targeted initiatives.

The Service is heavily involved in a number of pro-active activities that will hopefully influence the behaviour and thoughts of the children towards fire and fire setting in the coming years including; The Phoenix Project, The Runcorn and Widnes Fire Station Community Bio-diversity Garden, Fire Cadets, Prince's Trust Programmes and the Respect Courses.

In Widnes specifically, Restorative Justice has recently been issued to 2 juveniles as a result of intelligence gained through partnership working and the PNR process

NI 39

Reduce the number of alcohol related harm admissions

Baseline (2007-08)	09 – 10 Actual	2011 Target	2010 – 11 Cumulative outturn data					Current Progress	Direction of Travel
			Quarterly Target	Q1	Q2	Q3	Q4		
2180	2548.6	2309	577	696	1391	2088	2524		

Data Commentary

Q3 data has been updated. Q4 full data is not yet available and the cumulative figure to the end of February has been used as a proxy.

General Performance Commentary



Although the 2001 target has not been achieved progress in relation to the 2009 – 10 year has been positive.

Summary of key activities undertaken during the year

A two stage competitive tender has been launched for future Tier 2 and 3 drug and alcohol services (as part of an integrated recovery service), in Halton. Work to support the tender continues.

Successful 115K bid for WNF funding to support alcohol prevention agenda.

NI 40 **Number of drug users recorded as being in effective treatment**

Baseline (2007-08)	09 – 10 Actual	2011 Target	2010 – 11 Cumulative outturn data				Current Progress	Direction of Travel
			Quarterly Target	Q1	Q2	Q3		
500	486	515	428	408	433	456	Not available	 

Data Commentary

Latest data available is for month 8 (November 2010). In month 8 Halton at 456 is 16 below the expected figure of 472.

General Performance Commentary

PDU planned exits for February 2011 are 5th best in the NW at 40% and higher than the national average of 34%.

All drug 18+ planned exits are 9th best in NW at 49% and higher than the national average of 44%



Summary of key activities undertaken during the year

Drug treatment services continue to focus on achieving a high number of planned exits and maintaining prompt access to services.

There is also a current focus on improving the numbers of people being vaccinated for hepatitis B or screened for hepatitis C and having a physical health check.

Service users and carer involvement continues to develop, seen particularly in the increased number of posting to the Patient Opinion website, and the development of a volunteers & mentors group that is in the early stages of development.

NI 47	Reduce the number of people killed or seriously injured in road traffic accidents
--------------	--

Baseline (2006)	09 – 10 Actual	2011 Target	2010 – 11 Cumulative Data				Current Progress	Direction of Travel
			Q1	Q2	Q3	Q4		
10.7	5.9%	7.2%	14	24	30	41		

Data Commentary

NI 47 measures the annual change in the 3 (calendar) year rolling average of people killed or seriously injured in RTC's. Good performance is indicated by a positive % change reflecting a comparative reduction in the number of KSI casualties over the 3 year sets.

The 2010/11 value thus relates to the calendar years 2008/9/10 average relative to the 2007/8/9 average number of KSI casualties. This is the most up to date information available at the time of writing.

Performance Commentary

KSI actual numbers each calendar year for Halton are:

2007/08 (2007) = 44

2008/09 (2008) = 59

2009/10 (2009) = 41

2010/11 (2010) = 41

At the end of 2010/11 (2010) Halton recorded a positive 2.1% relative change in the 3 year rolling average for NI47, as actual KSI casualty numbers continued to fall slightly year on year, with calendar year totals well below target levels.

Summary of key activities undertaken during the year

The large reductions in casualty and accident numbers in Halton have been achieved through the rigorous application of conventional traffic engineering methods backed by the latest available national guidance and supported by road safety education, training and publicity initiatives (RSETP).

Engineering Works

Schemes with a total value of £100,000 were implemented at various priority based locations across the borough during the course of the year to contribute to reductions in accident / casualties.

In addition, £43,000 traffic management funds were expended principally on minor works to enhance highway safety.

The Cheshire Safer Roads Partnership 'Red Routes' scheme continued through 2010, designed to draw motorists attention to the need for greater caution on high accident routes. Investment levels in 2011/12 will be approximately 20% below those for 2010/11.



RSETP

Over a wide ranging programme, RSETP delivery has been focussed on the most 'at risk' groups in the road using community.

Events ranged from the Too Much Punch for Judy theatre in education event, through winter driving days and drink driving campaigns to pedestrian training as part of walk to school week and Megadive, to assist pre-driver students to prepare properly for their first driving experience.

With greatly reduced resources for 2011/12 through loss of the government's Road Safety Grant, resources are to be refocused with greater emphasis on the training of young users of small capacity motorbikes, car passenger and pedestrian safety and training of cyclists via the Bikeability project. Other schemes will include the 'Fit 2 Drive' days to educate on the effect of drugs and alcohol on drivers and Geared Up For Work for motorists driving for work. No casualty reduction targets have been set nationally.

SH LI 1 Reduce the number of incidents of ASB in the worst 5 Lower Super Output Areas compared with the rest of the borough

	Baseline 2007/ 2008	09 – 10 Actual	2010 – 11 Data					Current Progress	Direction of Travel
			2011 Target	Q1	Q2	Q3	Q4		
% difference	24.5%	41.2%	9.5%	36%	38%	31%	41%		
Super output areas		97.88 per 1000 population		28.0	30.4	24.0	20.5		
Rest of Borough		73.91 per 1000 population		17.9	19.0	16.6	12.1		

Data Commentary

Baselines were set during 2007/08, using the Neighbourhood Management (NMA) areas: Castlefields, Windmill Hill, Halton Lea, Appleton, Kingsway. Data numbers have been taken from Police ward data covering the entire ward areas. It should be noted that these numbers will include a small element of non NMA data. Analysis to street level is not possible at this moment.

By measuring complete wards the numbers should be used as an indicator only.

Performance Commentary

Targets were devised using 2007/08 figures as a baseline. This baseline was set following on from three years continued reduction in numbers, from 11214 in 2005/06, 10440 in 2006/07 to 9641 in 2007/08. The target chosen was therefore to ensure that the number of incidents recorded in each of the NMA's noted above were consistent with the rest of the borough and not to look for reductions in numbers as initially it was anticipated that numbers would rise in line with improved satisfaction.

Summary of key activities undertaken during the year

The main activity that has had an impact on reducing the gap was the 'Respect Weeks of Action'. The week of action aims to tackle ASB and crime while trying to make the neighbourhood more appealing to the residents. These events are supported by youth out reach workers and the bus, Police, Fire along with other agencies.

The continuing work of the various partnership projects help to reduce the gap, projects and teams include; Reparation project, Operation Staysafe, Diversion, Street based teams, FIP and YISP. Whilst the gap has not been reduced to date, the activities have resulted in overall ASB reductions of 15% and youth related ASB has dropped by 48%.

REPORT TO: Safer Policy and Performance Board

DATE: 13th June 2011

REPORTING OFFICER: Strategic Director – Children and Enterprise

SUBJECT: Children in Care of Other Local Authorities
(CICOLA)

WARDS: Borough wide

1.0 PURPOSE OF THE REPORT

1.1 To present a report around the current numbers of Children in Care of Other Local Authorities (CICOLA) and the possible impact on services within Halton.

2.0 RECOMMENDATION: That

- i) The content of the report is discussed and comments invited
- ii) To make the recommendation that further work is undertaken to get an accurate picture on how many CICOLA's reside in Halton, ensuring that the procedures around notifications of CICOLA's is clearly in place.
- iii) To work with other key agencies, such as the Police, Education and Health to understand the demand and impact of CICOLA's on Halton services and to investigate the avenues for charging other Local Authorities for certain key services.
- iv) To refer the report to the Children & Young People's PPB for further consideration.

3.0 SUPPORTING INFORMATION

- 3.1 At any time there are a total of around 60,000 children that are looked after in the UK – this represents 0.5% of all children. Over the course of any year a total of 85,000 children will spend some time being looked after. Nationally 40% of children remain looked after for less than 6 months with 15% being looked after for 5 yrs or longer.
- 3.1 Local Authorities have statutory duty around in determining the most appropriate placement for a looked after child. However for a variety of reasons, for example type of specialist provision required, the young person could be placed out side of the Local Authority that they live in.
- 3.2 From 1st April the Statutory Guidance on Securing Sufficient Accommodation for Children in Care guidance (guidance is attached) comes into play and acknowledges the importance of taking earlier, preventive action to support children and families so that fewer children become looked after, including through the provision of preventive and

early intervention services. This to reduce the need for care proceedings, as well as through clear robust links into universal and targeted services.

- 3.3 The statutory guidance seeks to improve outcomes for Children in Care by providing guidance on the implementation of section 22G of the Children Act 1989 ('the 1989 Act'). This section requires Local Authorities to take steps that secure, so far as reasonably practicable, sufficient accommodation within the authority's area which meets the needs of children that the Local Authority are looking after, and whose circumstances are such that it would be consistent with their welfare for them to be provided with accommodation that is in the Local Authority's area ('the sufficiency duty').
- 3.4 Local Authorities need to assess existing commissioning practice and identify how to ensure services commissioned in another area from the Local Authority can be delivered more locally, wherever practically possible providing this is consistent with the child's welfare and safety.

CURRENT PICTURE FOR HALTON

- 3.5 Halton has the 2nd highest concentration of 1 bed homes on the region (St. Helens has the highest with 15). The costs per week range from £2600 - £4995 however the average placement cost for local provision equates to £4211 per week – this is substantially higher than the regional average cost which currently is in the region of £2750 - £2835 / week (variance due to sub regional figures (Merseyside / Cheshire / Lancashire Greater Manchester). The majority of local provision is registered for 10-17/18yrs for young people who have Emotionally Behaviourally Disturbed (EBD) needs predominantly.
- 3.6 For the generic needs of young people in relation to residential placements there are a large number of providers that are located within a 20 mile (sufficiency recommendation) radius of Haltons boundary. In total there are 116 children's homes with the current OFSTED inspection findings being –

83 - Good or outstanding
22 - Satisfactory
2 - Inadequate
7 homes not yet having received their first OFSTED inspection due to being newly opened provision
- 3.7 Within Halton there are 63 placements for Independent Fostering Agencies and 37 placements within a residential setting.
- 3.8 There are some issues with the quality of the current data and how Halton 'tracks' the young people in Care from other Local Authorities. The current figures show approximately 266 young people in Halton from other Local Authorities. These young people are aged from 1 to 17 years old and will include foster carers approved from other Local Authorities.

Using this data it appears that 80% of the young people come from Local Authorities within the North West region and only a small number at this time appear to come from other Local Authorities more than 100 miles away. It must be noted that the data is forever changing.

- 3.9 Figures of young people coming into Halton vary but we do know that Halton is “importing” young people in Care with a broad variety of needs and sometimes these are high. This has a significant impact upon local services, especially in relation to Educational facilities, CAMHS, Missing from Care and Youth Offending. The impact on CAMHS services is significant.
- 3.10 Using the current information we have looked through police data to look at the amount and type of police contact there has been and there has only been 36 separate pieces of intelligence for 16 individuals over the past 12 months mostly around anti-social behaviour and 12 arrests for 7 individuals.
- 3.11 There were 529 recorded missing incidents for young people missing from Care during 2010/11, 284 of those were from children from out of the Halton area. Essex, Lincoln, St Helens, Westminster and Brent account for 159 of these episodes. There has been a decline in the number of incidents in missing care for 2009/10 it was 62% and 55% for 2010/11. There is work ongoing around this with providers and the police under the refresh of the Missing from Home / Care Protocol.

FUTURE WORK

- 3.12 Work has already begun establishing a provider / purchaser relationship with the local Residential providers to explain the sufficiency agenda. In theory if the sufficiency duty is delivered by all Local Authorities this could mean that a mainstay of the referrals that local providers receive will diminish due to the high proportion of the placements being at significant distances from the placing authority. This could potentially offer an opportunity to influence the local market conditions especially if this work was undertaken in a collaborative manner with Halton’s neighbouring Local Authorities.
- 3.13 There is work being undertaken via the NEET strategy group to try and help inform a better picture around CICOLA and education placements and ways of looking to plan for chargeable services.
- 3.14 With regard to future developments the Commissioning process will help to decide how to use the total resource available for children, parents and carers in order to improve outcomes in the most efficient, effective, equitable and sustainable way. A number of these themes have begun to be worked on both regionally and sub regionally in the North West. These include using the whole market approach to the provider sector, tendering exercises to implement framework contracts for Fostering as

well as current work streams relating to Residential services and Leaving Care services.

4.0 POLICY IMPLICATIONS

There are no policy implications

5.0 OTHER IMPLICATIONS

No other implications

6.0 IMPLICATIONS FOR THE COUNCIL'S PRIORITIES

6.1 Children and Young People in Halton

There needs to be further work undertaken to identify the impact of CICOLA's on Children's Services within Halton.

6.2 Employment, Learning and Skills in Halton

There needs to be further work undertaken to identify the impact of CICOLA's on future Employment and Learning Services within Halton.

6.3 A Healthy Halton

There needs to be further work undertaken to identify the impact of CICOLA's on Health Services within Halton.

6.4 A Safer Halton

There needs to be further work undertaken to identify the impact of CICOLA's on Criminal Justice Services within Halton.

6.5 Halton's Urban Renewal

There needs to be further work undertaken to identify the impact of CICOLA's on future housing demands within Halton.

7.0 RISK ANALYSIS

A risk analysis will need to be undertaken as apart of the ongoing work around CICOLA's

8.0 EQUALITY AND DIVERSITY ISSUES

The nature of this work is to support equality and diversity

9.0 LIST OF BACKGROUND PAPERS UNDER SECTION 100D OF THE LOCAL GOVERNMENT ACT 1972



**PROCEDURES FOR NOTIFICATION OF
HALTON CHILDREN IN CARE PLACED
IN OTHER LOCAL AUTHORITIES**

INFORMATION SHEET

Service area	Children & Young People Directorate
Date effective from	14/04/2010
Responsible officer(s)	Kate McPoland
Date of review(s)	14/03/2011
Status: <ul style="list-style-type: none"> • Mandatory (all named staff must adhere to guidance) • Optional (procedures and practice can vary between teams) 	Mandatory
Target audience	CareFirst Team Lead Officer Records Management Unit
Date of committee/SMT decision	April 2010
Related document(s)	Notification of Children in Care of other Local Authorities (CICOLA)
Superseded document(s)	Procedures for noting and registering the move of Children in Care between Halton and other Local Authorities
File reference	

Contents	Page	Paragraph
Procedures for notification of Halton Children in Care placed in other Local Authorities.	1	1
Appendices	Page	
Blank Change of Details Form	3	

Appendix 1

PROCEDURES FOR NOTING AND REGISTERING THE MOVE OF CHILDREN IN CARE BETWEEN HALTON AND OTHER LOCAL AUTHORITIES

1. PROCEDURES FOR NOTIFICATION OF HALTON CHILDREN IN CARE PLACED IN OTHER LOCAL AUTHORITIES.

- 1.1 When a child or young person moves out of Halton, in addition to completing a Change of Details Form, the social worker will also complete a Statutory Notification Form, the use of which was agreed by the North West Regional Protocol for Supporting the Education of Children in Care, (Appendix 1).
- 1.2 If the Change in Details Form is received by the Safeguarding Unit without the Statutory Notification Form, the Safeguarding Unit will send a reminder to the social worker for this form to be completed.
- 1.3 Once received, the Safeguarding Unit will copy the Statutory Notification Form and send it with a covering letter, to the following in the Local Authority concerned:
- Director of Children & Young People
 - Virtual School Head for Children in Care
 - Children in Care Health Lead Officer
 - Children in Care Lead Children's Social Care
- A copy of which will be retained for the child's file
- 1.4 For movements between Authorities and termination of placements, the same process will be followed and the second part of the Notification Form completed.
- 1.5 The Safeguarding Unit will notify the Leads for Education and Health in Halton by informing them of the Change in Details.
- 1.6 It is the responsibility of each receiving Authority to establish and maintain a database of all Children in Care from other Local Authorities.
- 1.7 On receipt of the Notification Form, all Lead Officers in each Local Authority have responsibility for informing agencies as agreed by the North West Protocol. These responsibilities are as follows:

Lead Officer for Health

- General Practitioner
- School Nurse
- Health Visitor
- CAMHS

Virtual School Head for Children in Care

- Education Welfare
- Admissions
- Ed Psychology
- School
- SEN
- Exclusions (PRS)
- Connexions
- YOT

Lead Officer for Children's Social Care

- Any formal arrangements agreed between originating and receiving Departments
- Establishments of OLA database

- 1.8 All requests from other Local Authorities for confirmation of Halton children placed out of the Local Authority should be forwarded to the Safeguarding Unit, who will complete and return.

**STATUTORY NOTIFICATION OF OUT OF BOROUGH
NEW PLACEMENT / CHANGE OF PLACEMENT / TERMINATION OF PLACEMENT**

ORIGINATING AUTHORITY:		RECEIVING AUTHORITY:	
CHILD SURNAME:		CHILD FORENAME:	
AKA:			GENDER:
DOB			ETHNICITY
CHILD PROTECTION REGISTER:	YES	NO	LEGAL STATUS:
			PERSON WITH PARENTAL RESPONSIBILITY
STATEMENT:	YES	NO	DISABILITY REGISTER:
			YES
			NO
SOCIAL WORKER:			
TEL:		EMAIL:	

NEW PLACEMENT WITHIN YOUR AUTHORITY

DATE OF THE START OF THIS PLACEMENT:			
NAME OF CARER OR ESTABLISHMENT:		PLACEMENT TYPE e.g. Foster Carer/ Adoptive/ Residential or Other	
ADDRESS:			
POSTCODE:			
TEL:			
DESCRIBE THE SERVICE THAT CARE PLACEMENT HAS BEEN CONTRACTED TO DELIVER: (please specify below)			
IS EDUCATION PROVIDED ON SITE?	YES	NO	
ANY TRANSPORT ARRANGEMENTS	YES	NO	
THERAPEUTIC SUPPORT:	YES	NO	
HEALTH NEEDS:	YES	NO	
Please describe:			

HEALTH DETAILS

GENERAL PRACTITIONER NAME:	
ADDRESS:	
POSTCODE:	
TEL:	

HEALTH VISITOR TEL:	
SCHOOL NURSE TEL:	

CURRENT SCHOOL/EDUCATION PROVISION

NAME: ADDRESS: POSTCODE: TEL:				
IS THIS EDUCATION PROVISION TO CONTINUE:	YES		NO	
* IF NO, WHAT ARRANGEMENTS HAVE BEEN MADE: (please specify below with dates)				
<ul style="list-style-type: none"> • Date School Admissions contacted? • Date SEN department contacted (if stated)? • Is alternative provision sought? • Other arrangements (e.g. education on site)? 				
HAS THE CHILD/YOUNG PERSON GOT A PERSONAL EDUCATION PLAN:	YES		NO	

TERMINATION OF PLACEMENT

DATE OF TERMINATION:				
REASON FOR TERMINATION:				
DESTINATION:				
NEW ADDRESS: POSTCODE TEL;				
SCHOOL NAME: SCHOOL ADDRESS; POSTCODE: TEL:				
IS THE ABOVE EDUCATION PROVISION TO CONTINUE:	YES		NO	

ORIGINATING AUTHORITY SIGNATURE: _____

DESIGNATION: _____

DATE: _____

DATE RECEIVED BY RECEIVING AUTHORITY: _____

Sufficiency

Statutory guidance
on securing sufficient
accommodation for
looked after children



Contents

Chapter 1. Introduction	3
Aims and audience	3
Status of the guidance	3
Context	4
Timescales and recommended actions	6
Definitions	6
Chapter 2. About the sufficiency duty	8
The looked after children population	8
Why is the sufficiency duty being introduced?	8
What is sufficiency?	10
What is 'reasonably practicable'?	13
How will sufficiency be monitored?	15
Chapter 3. Using commissioning to deliver sufficiency	16
Chapter 4. Standard for commissioning practice	18
Individual needs assessment and care planning	19
Commissioning decision	21
Strategic needs assessment	23
Market management	24
Collaboration	26
Securing services	28
Chapter 5. Further information and next steps	30
Policy	30
Commissioning practice	31
Tools	31
References	33
Annex 1. Excerpt from the Children Act 1989	34
Annex 2. Overview of statutory framework for care planning	35

Chapter 1. Introduction

Aims and audience

- 1.1** This statutory document seeks to improve outcomes for looked after children and young people by providing guidance on the implementation of section 22G of the Children Act 1989 ('the 1989 Act').¹ This section requires local authorities to take steps that secure, so far as reasonably practicable, sufficient accommodation within the authority's area which meets the needs of children that the local authority are looking after, and whose circumstances are such that it would be consistent with their welfare for them to be provided with accommodation that is in the local authority's area ('the sufficiency duty').
- 1.2** This guidance is for:
- members in local authorities;
 - directors of children's services;
 - chief executives in primary care trusts (PCTs);
 - commissioners in joint commissioning units, local authorities, PCTs, youth justice and other teams or organisations with responsibility for commissioning children's services (with particular regard to the commissioning standard in **Chapter 4**);
 - commissioners of regional and national provision for children (with particular regard to the commissioning standard in **Chapter 4**); and
 - managers of services for looked after children, including private, voluntary and public sector providers.

Status of the guidance

- 1.3** Section 22G of the 1989 Act (see **Annex 1** for full wording) requires local authorities to take strategic action in respect of those children they look after and for whom it would be consistent with their welfare for them to be provided with accommodation within their local authority area. In those circumstances, section 22G requires local authorities, so far as is reasonably practicable, to ensure that there is sufficient accommodation for those children that meets their needs and is within their local authority area.
- 1.4** Although the sufficiency duty lies with each local authority, that duty can be implemented most effectively through a partnership between the authority

and its Children's Trust partners. Each local authority has a duty, under section 10 of the Children Act ('the 2004 Act') to make arrangements to promote co-operation with its relevant partners² with a view to improving the wellbeing of children in the authority's area. Each of the statutory 'relevant partners' in section 10 is also required to co-operate with the local authority in making those arrangements. The duty on local authorities to secure sufficient accommodation should be undertaken within the context of these planning and co-operation duties which the 2004 Act places on the Children's Trust partners in order to improve the wellbeing of the child in the area.

1.5 This guidance is therefore issued under two provisions:

- section 7 of the Local Authority Social Services Act 1970, which requires local authorities, in the exercise of their social services functions, to act under the general guidance of the Secretary of State; and
- section 10 (8) of the 2004 Act, which requires all local authorities in England and each of their relevant partners to have regard to guidance from the Secretary of State when exercising their functions in relation to their duty to co-operate to improve the wellbeing of children in the local area.³

1.6 The contribution of the full range of Children's Trust partners is vital if the needs of looked after children are to be fully met, and their outcomes improved. The duty to co-operate also underpins the arrangements for effective corporate parenting which, as described in the *Care Matters* White Paper, is a shared responsibility across all services for children.⁴

Context

1.7 Securing sufficient accommodation that meets the needs of looked after children is a vital step in delivering improved outcomes for this vulnerable group. Having the right placement in the right place, at the right time, is a vital factor in improving placement stability, which in turn is a critical success factor in relation to better outcomes for looked after children.

1.8 The sufficiency duty applies in respect of all children who are defined as 'looked after' under the 1989 Act (see **paragraph 1.20**). However, an important mechanism – both in improving outcomes for children and in having sufficient accommodation to meet their needs – is to take earlier, preventive action to support children and families so that fewer children become looked after. This means that the commissioning standard outlined in this guidance (**Chapter 4**) also applies to children in need who are at risk of care or custody (sometimes referred to as children 'on the edge of care').

- 1.9** This guidance is issued as part of a suite of statutory guidance documents which, together with the Care Planning, Placement and Case Review (England) Regulations 2010 ('the Regulations'), set out how local authorities should carry out the full range of responsibilities in relation to care planning, placement and review for looked after children.
- 1.10** **Annex 2** shows how these and other documents fit together within an overall framework, the aim of which is to provide looked after children with the most appropriate placement to meet their needs and improve their outcomes, in particular through quality assessment, care planning and placement decisions.
- 1.11** The sufficiency duty must be seen therefore as a core part of how local authorities meet their broader duties to ensure that looked after children's needs are fully assessed, that effective matching takes place so that these are met within an appropriate placement, and that regular reviews are held to evaluate whether the child's needs are being met and to address any emerging issues.
- 1.12** As this guidance set out, high quality assessment of children's needs, care planning and placement decisions constitute the fundamental building blocks of effective commissioning. However, we know that for many local authorities, there is still a significant divide between those involved in working with individual looked after children, and those with responsibility for commissioning. Our aim is that this guidance may help address that.
- 1.13** In some local areas, commissioning for looked after children is already working well. Benefits of effective commissioning can include a choice of placement options; reduced placement breakdown; better integration between looked after children's services and universal and specialist services; lower numbers of children coming into care and, long term, significantly reduced costs.
- 1.14** The new commissioning standard in **Chapter 4** is designed to reflect best practice and has been developed alongside leading commissioners.
- 1.15** This is particularly important because Children's Trust partners are always working within tight financial constraints to maximise outcomes – and have made significant progress in commissioning towards this aim.

Timescales and recommended actions

1.16 The sufficiency duty will be phased as follows:

- From April 2010: If they have not already done so, local authorities should include in relevant commissioning strategies their plans for meeting the sufficiency duty.
- From April 2011: Working with their Children's Trust partners, local authorities must be in a position to secure, where reasonably practicable, sufficient accommodation for looked after children in their local authority area.

1.17 To meet these milestones, local authorities and their Children's Trust partners are recommended to:

- systematically review the current situation in relation to securing accommodation which meets the needs of looked after children and care leavers;
- have regard to the standard for commissioning practice set out in this guidance and identify areas for improvement;
- develop or enhance their strategic commissioning processes so that all relevant services, including universal services, make a full contribution to meeting the needs of looked after children and children in need, who are at risk of care or custody; and
- set priorities for action between now and April 2011.

Definitions

1.18 References in this guidance to:

- 'the 1989 Act' are to sections of the Children Act 1989;
- a numbered section of Schedule is a reference to that section or Schedule in the 1989 Act;
- 'the Regulations' are to the Care Planning, Placement and Case Review (England) Regulations 2010 (where other regulations are referred to the full title is used); and
- 'local authority' is the local authority that is looking after an individual child (referred to as the 'responsible authority' in the Regulations).

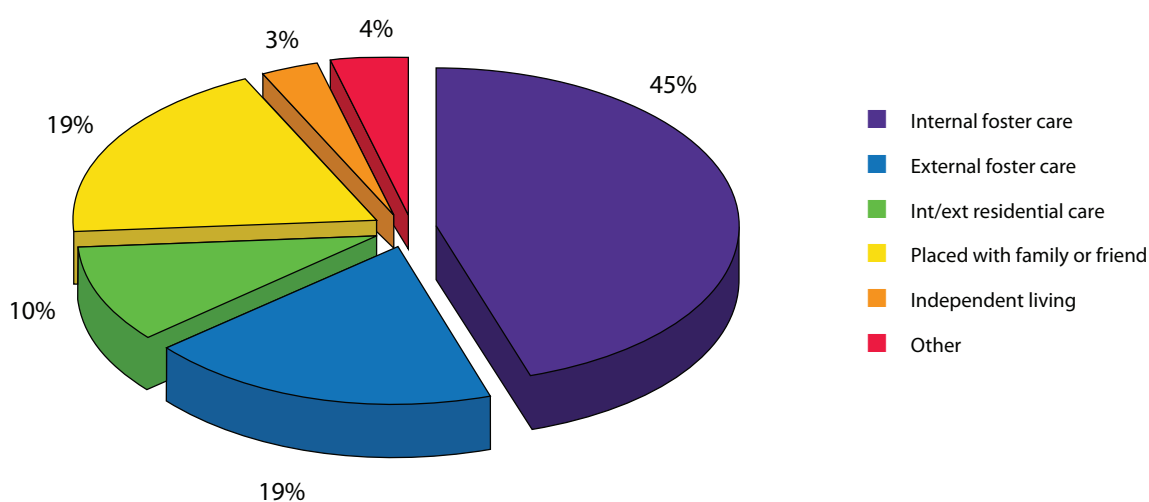
- 1.19** The term 'child' is used as an inclusive term to refer to all 0 to 18 year olds. Where the context specifically relates to older children, the term 'young person' is used.
- 1.20** The term 'looked after children' refers, under the 1989 Act, to all children and young people being looked after by a local authority, namely:
- those subject to care orders or interim care orders (under sections 31 and 38 of the 1989 Act);
 - those children who have been placed, or are authorised to be placed, with prospective adopters by a local authority (section 18(3) of the 2002 Act);
 - those who are voluntarily accommodated under section 20 of the 1989 Act, including unaccompanied asylum-seeking children. Where children are accommodated under this provision, parental responsibility remains with the parents; and
 - those who are subject to court orders with residence requirements (for example, secure remand or remand to local authority accommodation), in accordance with section 21 of the 1989 Act.

Chapter 2. About the sufficiency duty

The looked after children population

- 2.1** At any one time around 60,000 children are looked after, representing roughly 0.5% of all children. As many as 85,000 children will spend some time being looked after over the course of a year, with many entering and leaving the system very rapidly. Forty per cent of children remain looked after for less than six months and only 13% are looked after for five years or more.
- 2.2** At 31st March 2009, 59% of looked after children were on interim or full care orders, and 32% were voluntarily accommodated. Most of the remainder were placed under the Adoption Agencies Regulations 2005.⁵
- 2.3** The chart at **Figure 1** shows the different types of accommodation for looked after children. As at 31st March 2009 approximately one third of looked after children in foster care were placed outside their local authority area.

Figure 1: Types of placement



Why is the sufficiency duty being introduced?

- 2.4** The sufficiency duty is a measure which is part of a broad suite of guidance and legislative provisions being introduced to improve outcomes for looked after children (see **Annex 2**).

2.5 Local authorities already have a number of duties towards children within their area which are related to the sufficiency duty. In particular:

- Section 17(1) of the 1989 Act provides that it is the general duty of a local authority to provide a range and level of services to children in need (as defined in section 17(10) of the 1989 Act) and their families in the local area which are appropriate to their needs.
- Section 20 of that Act requires local authorities to provide accommodation for children in need within their area who appear to them to require accommodation in accordance with the provisions of that section.⁶
- Section 21 requires a local authority to accommodate certain children who are either removed or kept away from home under Part V of the 1989 Act or who are subject to a criminal court order.
- Section 22C(5) requires local authorities to place children in the most appropriate placement available. In determining the most appropriate placement for a child, section 22C(7) requires local authorities to take into account a number of factors (such as the duties to safeguard and promote welfare; promote educational achievement; ascertain the wishes of the child and family; and give due consideration to religious persuasion, racial origin and cultural background).
- In determining the most appropriate placement for a child, section 22C(7)(a) also requires the local authority to give preference to a placement with a relative, friend or other person connected with the child and who is also a local authority foster parent.
- Section 22C sets out the additional factors (in no order of priority) which the local authority must take into consideration when deciding the most appropriate placement:
 - allowing the child to live near his/her home;
 - not disrupting the child's education or training;
 - enabling the child and a looked after sibling to live together;
 - meeting the particular needs of disabled children; and
 - providing accommodation within the local authority's area, unless that is not reasonably practicable.
- Section 23(1)(a) requires a local authority to provide accommodation for a child who is in their care (by virtue of a care order).⁷

2.6 It seems clear that, in order to fulfil these duties, a local authority requires sufficient accommodation (and other services) to provide suitable placements for those children for whom placement within the local area is most appropriate. The sufficiency duty (see **Annex 1** for full wording) reinforces the duties set out above by

requiring local authorities, when taking steps to provide accommodation within their area for the children they look after, to have regard also to the benefit of having:

- a number of accommodation providers in their area; and
- a range of accommodation capable of meeting different needs.

2.7 Existing good practice suggests that meeting the provisions set out in the 1989 Act can best be met through a step change in commissioning practice in which local authorities are active in managing their market and work with their Children's Trust partners to:

- support and maintain diversity of services to better meet the needs of looked after children including through the provision of preventive and early intervention services to reduce the need for care proceedings;
- place children within their local authority area where reasonably practicable and where this is consistent with a child's needs and welfare;
- support the market to deliver more appropriate placements and other services locally;
- have mechanisms for commissioning appropriate, high quality placements and services outside of their local area, which can meet a child's identified needs (this will be necessary in circumstances where it is not consistent with a child's welfare or reasonably practicable for him/her to be placed within the local area); and
- have in place a strategy for addressing supply issues and reducing constraints over time (methods for doing this might include building their own capacity and expertise, as well as those of local private and voluntary sector providers).

2.8 A standard for good commissioning practice is set out in **Chapter 4**.

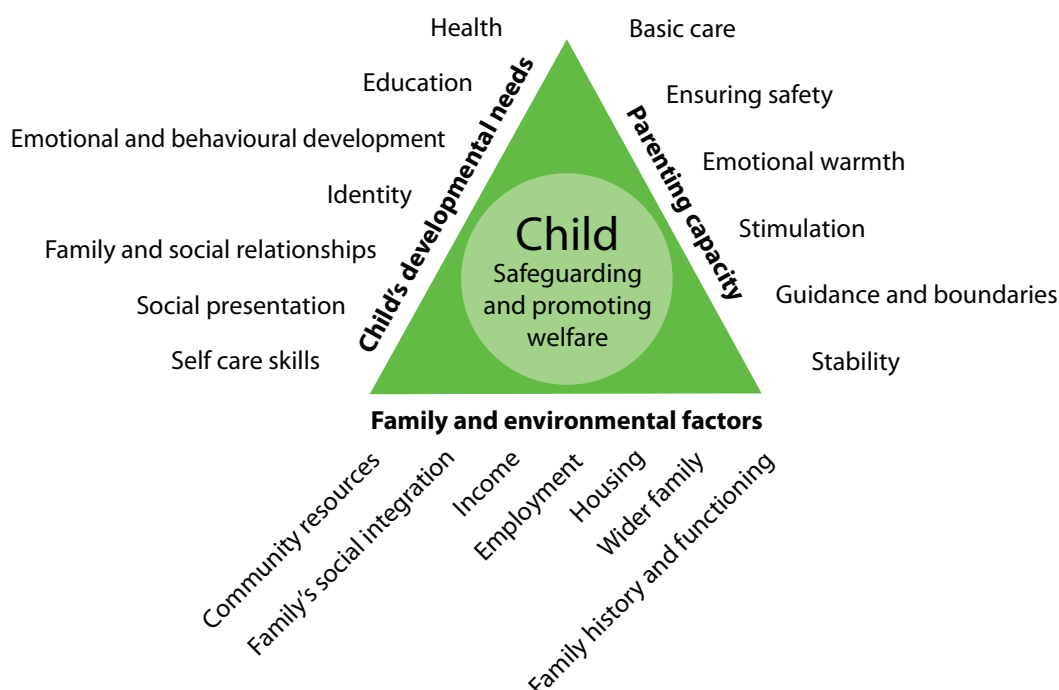
What is sufficiency?

2.9 The sufficiency duty requires local authorities to do more than simply ensure that accommodation be 'sufficient' in terms of the number of beds provided. They must have regard to the benefits of securing a range of accommodation through a number of providers. The accommodation must also meet the needs of children. These needs can be wide-ranging, in line with the typology which underpins the Framework for the Assessment of Children in Need and their Families⁸ (see **Figure 2**).

2.10 A local authority which is taking a strategic approach to securing sufficient accommodation will include in their analysis, planning and delivery, children who

are in need and are at risk of care or custody. Meeting the needs of these children will have a significant impact on the ability of the local authority to provide sufficient accommodation for those they look after. This means that securing sufficient accommodation requires a whole-system approach which includes early intervention and preventive services to support children in their families, as well as better services for children if they do become looked after (see **Box 1**).

Figure 2: Wide-ranging needs require a wide range of services working together



2.11 Securing accommodation which 'meets needs' therefore has implications for a number of aspects of service provision, for example:

- the type of placement provision that might be needed, from short breaks and emergency placements through to adoption, fostering, residential care and secure accommodation;
- the particular skills, expertise or characteristics of carers;
- physical adaptations for children with disabilities, including accessible housing stock;
- a range of provision to meet the needs of care leavers including arrangements for young people to remain with their foster carers and other supported accommodation; and
- the availability of a range of additional services to ensure that the needs of vulnerable children are met.

12 Sufficiency

- 2.12** Local authorities should not move children from out of authority placements for the sole purpose of meeting the sufficiency duty if their needs are being met by the existing range of services.
- 2.13** In order to accommodate any emergency placements there is likely to be a limited need for planned standby accommodation or surplus provision (where spare capacity is not available).

Box 1: What does 'sufficiency' look like?

An example of best practice in securing sufficiency would be that:

- all children are placed in appropriate placements with access to the support services they require in their local authority area, except where this is not consistent with their welfare;
- the full range of universal, targeted and specialist services work together to meet children's needs in an integrated way in the local area, including children who are already looked after, as well as those at risk of care or custody;
- where it is not reasonably practicable for a child to be placed within his/her local authority area, there are mechanisms in place to widen the range of provision in neighbouring areas, the sub-region or region which is still within an accessible distance (i.e. based on transport links and community boundaries), while still being able to provide the full range of services required to meet identified needs;
- all children with adoption recommendations are placed with an adoptive family within 12 months of that recommendation;
- Children's Trust partners, including housing, work together to secure a range of provision to meet the needs of those who become looked after at the age of 16 and 17, and support the continuity of accommodation beyond the age of 18;
- services are available in adequate quantity to respond to children, including predicted demand for a range of needs, and emergencies;
- in addition to meeting relevant national minimum standards, services are of high enough quality to secure the specific outcomes identified in the care plans of looked after children;
- services are situated across the local authority area to reflect geographical distribution of need;

- all placement providers (including private, voluntary and public sector providers) are linked into the wider network of services and work with these services to offer appropriate support to deliver identified outcomes for looked after children;
- universal services know when a child is looked after and have good links with the range of targeted and specialist services which support him/her, including placement providers;
- there are mechanisms in place to ensure that professionals involved in placement decisions have sufficient knowledge and information about the supply and quality of placements and availability of all specialist, targeted and universal support services within the local authority area; and
- the local authority and its Children Trust partners collaborate with neighbouring Children's Trusts to plan the market for services for looked after children and commission in regional or sub-regional arrangements.

What is 'reasonably practicable'

- 2.14** The sufficiency duty is a general duty that applies to strategic arrangements rather than to the provision of accommodation for a particular, individual child. Local authorities must be able to show that – at strategic level – they are taking steps to meet the sufficiency duty, so far as is 'reasonably practicable'.
- 2.15** Section 22G does not require local authorities to provide accommodation within their area for every child they look after. In fact, there may be a significant minority of children for whom it is not 'reasonably practicable' to provide a certain type of accommodation within the area. Instead, local authorities must take steps to ensure that they are able to provide accommodation within their area, so far as reasonably practicable, for those children for whom it would be consistent with their welfare to do so.
- 2.16** When the local authority takes steps to secure accommodation, a local authority should not assume that it is 'not reasonably practicable' to secure appropriate accommodation simply because it is difficult to do so or because they do not have the resources to do so. Any constraining factors should not be taken as permanent constraints on the local authority's requirements to comply with the sufficiency duty.
- 2.17** The local authority's duty in section 22G has to be understood in the context of their duty in section 22C of the 1989 Act. In accordance with section 22C(5), the overriding factor is that the placement must be the most appropriate placement available. Next, the local authority must give preference to a placement with a

friend, relative or other person connected with the child and who is a local authority foster parent [section 22C(7)(a)]. Failing that, the local authority must, so far as reasonably practicable, in all circumstances find a placement that:

- is near the child's home [section 22C(8)(a)];
- does not disrupt his education or training [section 22C(8)(b)];
- enables the child to live with an accommodated sibling [section 22C(8)(c)];
- where the child is disabled, is suitable to meet the needs of that child [section 22C(8)(d)]; and
- is within the local authority's area, unless that is not reasonably practicable [section 22C(9)].

2.18 There is no order of priority within the categories listed in the bullet points above. All of these are factors that have to be taken into account. For example, as a result of the factors set out in section 22C, if placing the child within his/her area conflicted with placing the child near home or with a sibling, or which disrupted his/her education, the local authority could justifiably place the child out of area if this met his/her needs more effectively than a placement within the area.

2.19 When a local authority places a child, their overriding aim, in accordance with section 22C, is to secure the most appropriate placement for the child, in order to safeguard and promote his/her welfare. For the majority of looked after children, the 'most appropriate placement' will be within the local authority area. For those children who require highly specialist services, or children for whom there is a safeguarding issue, authorities may consider it more appropriate for them to be placed in a neighbouring local authority area.

2.20 When making decisions about the most appropriate placements for children requiring more specialised provision, local authorities must consider, alongside the other factors set out in section 22C, the issue of proximity to the home area. Section 22C(8)(a) provides that the placement must be such that it allows the child to live near the child's home. Wherever possible, children requiring such provision should be placed as close to their existing family networks and support systems as is possible and appropriate.

2.21 If challenged by a child, family, social worker, children's guardian, independent reviewing officer (IRO) or other advocate, a local authority should be in a position to demonstrate how, working with its Children Trust partners, it has done all that is reasonably practicable to secure sufficiency. Plans should be documented and published, within the commissioning strategy or the Children and Young People's Plan, to allow scrutiny and challenge.

Box 2: How can 'reasonably practicable' be assessed?

In assessing whether they are doing all that is 'reasonably practicable' to secure sufficiency, there are a number of factors which local authorities, working with their Children's Trust partners, may wish to take into account, for example:

- current progress within an effective, phased programme to meet the sufficiency duty;
- the number of children for whom a local placement is not consistent with their needs and welfare;
- the extent to which local universal services meet needs;
- the state of the local market for accommodation, including the level of demand in a particular locality and the amount and type of supply that currently exists;
- the degree to which they are actively managing this market;
- the resources available to, and capabilities of, accommodation providers (where 'resources' means not just the available funding but also staff and premises, and 'capabilities' includes experience and expertise); and
- the Children's Trust's resources, capabilities and overall budget priorities.

How will sufficiency be monitored?

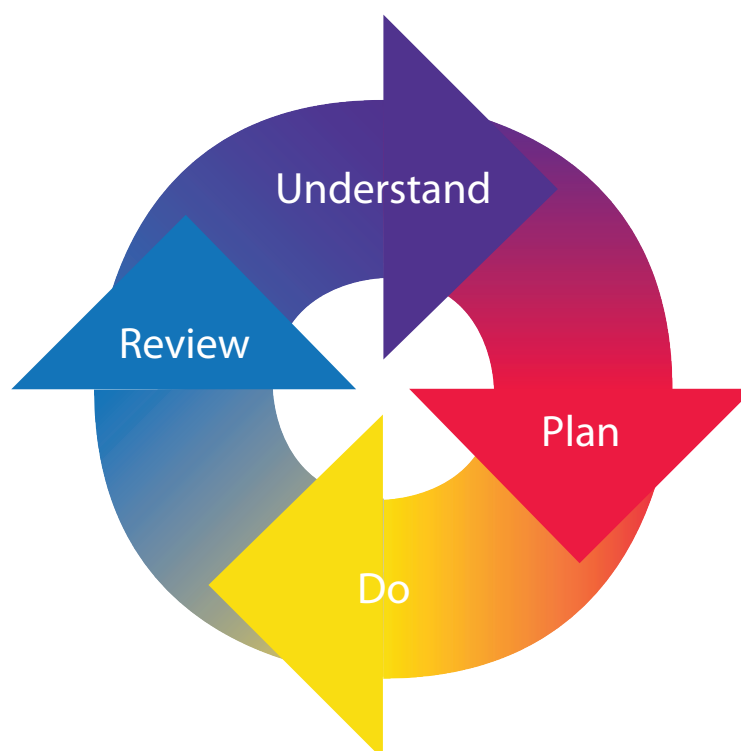
2.22 Under current arrangements for the Comprehensive Area Assessment,⁹ inspectors are required to discuss with directors of children's services the arrangements for accessing further documentary evidence. This specifically includes commissioning strategies relating to looked after children. Children's Trust partners will therefore wish to ensure such information is readily available and that commissioning practice addresses sufficiency issues.

Chapter 3. Using commissioning to deliver sufficiency

Commissioning is the process for deciding how to use the total resource available for children, parents and carers in order to improve outcomes in the most efficient, effective, equitable and sustainable way.

- 3.1** Commissioning is increasingly recognised as the primary mechanism for delivering better outcomes, while using resources more efficiently. Across a Children's Trust area there will be a range of people in different services, organisations or teams with responsibility for commissioning services which are used by looked after children.
- 3.2** All local authorities, with their Children's Trust partners, should follow the same commissioning framework. These are locally developed and set out a shared process and common principles for commissioning. They follow guidance such as the Joint Planning and Commissioning Framework for Children, Young People and Maternity Services,¹⁰ or World Class Commissioning.¹¹ In practice all commissioning cycles can be summarised by the simple four stage model in **Figure 3**.

Figure 3: Process for commissioning



3.3 In relation to strategic commissioning for looked after children, research with providers and commissioners suggests the key gaps are:

- quality of individual needs assessments and care plans;
- strategic needs assessment and demand analysis;
- market management;
- regional and sub-regional collaboration;
- procurement including purchasing and contract management;
- adopting a whole system approach to designing universal, targeted and specialist services to improve outcomes for looked after children and children in need at risk of care or custody;
- involvement of children in placement decisions.

3.4 The commissioning standard described in **Chapter 4** provides guidance in relation to these core areas.

Redesigning targeted support to address a broad range of needs: London Borough of Enfield

Alongside its social work service, Enfield has designed a range of other support services to ensure that looked after children achieve their full potential. The HEART service is jointly run by children's services and the local NHS trusts for primary care and for mental health. It is made up of child and adolescent mental health services (CAMHS), the education service, the specialist nurse service and Connexions. Initial contact is usually made by the child's social worker, teacher or other relevant professional. The different practitioners offer support to foster parents and social workers, individual therapy for children and support to improve children's educational attainment and access to employment opportunities.

Chapter 4. Standard for commissioning practice

4.1 To meet the requirements of the sufficiency duty, local authorities, working with their Children's Trust partners, are expected to practise a level of commissioning which is commensurate with the standard outlined in this chapter. It has been developed in conjunction with local commissioners and providers of looked after children services. It is designed to enable the effective practice demonstrated in a number of local areas to be universally applied across the country. The standard covers the following six areas:

- individual assessment and care planning;
- commissioning decision;
- strategic needs assessment;
- market management;
- collaboration; and
- securing services.

Commissioning domestic adoption services: London Borough of Harrow

Harrow is the first local authority to commission an external provider to deliver its domestic adoption services in partnership. Since 2007, Coram Family has been working with the local authority to find adoptive families, place children and to support social workers in planning for permanency.

The borough has relatively low numbers of looked after children: 150 at 31st March 2009. Coram's target is to find adoptive families for 11 children each year. If this target is not reached, the number in subsequent years increases accordingly. Since Coram's involvement the number of children with a 'should be placed for adoption' recommendation has surpassed the target and Coram has been able to match all children within six months of the adoption recommendation. A number of the children have been placed with concurrent carers and this provides additional benefits as children have no further moves. Currently, 20% of eligible looked after children in the borough (i.e. not including asylum seekers or those looked after on a series of short breaks) are adopted or in special guardianship arrangements, increasing the number of fostering places available and reducing overall costs.

The success of the project has in part been dependent on a social care workforce strategy which has resulted in the employment of more permanent staff, a reduction in social worker caseloads and higher staff morale. The involvement of Coram in planning and chairing meetings has ensured that permanency planning is at the core of all decision-making. Delays have reduced and children are exiting care more speedily than previously to be reunified, placed with kin or adopted.

Individual needs assessment and care planning

A robust needs assessment is the starting point for all commissioning decisions for a child's services. A care plan which details the needs of the individual and specifies planned outcomes will enable providers to design services around the child and innovate where this will improve outcomes. It will in turn enable commissioners to set clear performance expectations. An incorrect decision at this point will lead to vastly inefficient or ineffective service provision. Improvements in the capacity, quality or systems for assessment can have a large impact on both outcomes and resources.

- 4.2** Individual assessments will describe the needs of the child, and the care plan will set out the planned outcomes and the way in which services should respond to these needs, including an expected timeline. This will be used to inform the commissioning process and will be the basis of the agreement between the commissioner and provider.

Putting the child's assessment at the heart of the placement decision: Devon County Council

Devon has introduced an 'option appraisal' model to commission individual placements. Instead of social workers having to search for a service, they now have to specify the child's needs and desired outcomes for the placement. This is sent electronically to all pre-qualified providers, who express an interest by submitting proposals for a package of support which show how they will meet needs and deliver positive outcomes.

A multi-agency team evaluates how each proposal meets the five *Every Child Matters* outcomes. This process follows a clear protocol and the results are summarised as a matrix. Only after options have been appraised as suitable does the price become a factor.

On average five to ten providers respond to each tender, which ensures strong competition and a range of options for improving outcomes for the child. Over the first four years this has resulted in a fourfold increase in placement choice and savings in the region of £2 million. As choice is increased so is the likelihood of finding the 'right match' and Devon has also seen a marked improvement in placement stability where this model has been used.

- 4.3** Local authority and partner commissioners will ensure that social workers and other professionals who contribute to the assessment and care planning process are appropriately trained, and that the resulting care plans become key documents in the commissioning process and are communicated to the range of providers involved in the placement process.

Early intervention through multi-agency allocation groups: Essex County Council

To meet the needs of children and families before problems escalate, Essex County Council has established two multi-agency allocation groups (MAAGs) on a pilot basis, with a view to rolling them out in 12 areas across the county. Their role is to allocate resources when a child requires services from more than one agency. Any agency can refer to the MAAG after a practitioner has assessed a child's needs and recorded this using the Common Assessment Framework (CAF). The MAAG allocates a lead professional to co-ordinate service delivery. The group can also plan transition packages to enable children with more complex needs to be supported in their local community, including those who have been looked after. The MAAG model has also been adopted in a number of other local authorities where it has proved to be effective in getting support to families in a quicker and more efficient way, in many cases removing the need for social care intervention.

What does this mean for service managers?

Service managers across children's services should support the individual assessment and care planning process for looked after children by ensuring that social workers are equipped with the skills and confidence to deliver sensitive, informed and robust assessments of children's wide-ranging needs across all developmental domains, and can translate these needs into planned outcomes that are clearly specified in the care plan and time bound. This will help to ensure that service providers can be performance managed to achieve these outcomes.

Commissioning decision

The right decision, first time, is the best way to improve placement stability, service efficiency and effectiveness. Decision-making will be most effective when it is informed by the strategic assessment, the resource analysis, the individual assessment and the views of the child. Commissioners who have built a strong decision-making process will reap benefits in terms of better outcomes for children and better use of resources.

- 4.4** Except in some emergency circumstances an individual assessment should be made before the type of service or likely provider is considered. As such the commissioning decision must follow the needs assessment (see the process in **Figure 3**).

Level playing field: Gloucestershire County Council

Gloucestershire has adopted a level playing field between internal and external provision for commissioning fostering services for children and young people aged 12 and above. Outcome-focused commissioning forms are sent to a group of pre-qualified providers and the local authority's in-house services at the same time. These forms detail identified needs (based on core and other assessments), outcomes and timescales for delivery.

The provider responses are anonymised so that the commissioning decision is made on a needs and outcomes basis. While the new strategy is still in the early stages of implementation, there is evidence that this approach is moving the operation of in-house services to a more business-oriented approach. The new commissioning arrangements have also resulted in positive market engagement which has reduced unit costs and increased placement choice.

- 4.5** Similarly, regardless of whether a provider offers volume-based discounts or is run by the local authority (i.e. internal provision), services and placements must meet the assessed needs and be reasonably expected to deliver the outcomes described in the individual assessment. Therefore local authority and partner commissioners must have a clear understanding of the quality and full costs of all provision (including internal unit costs) in order to assess value for money. If this information is not available commissioners will use commissioning mechanisms through which services compete on a 'level playing field' basis. Market competition will enable commissioners to be assured of the efficiency and effectiveness of services.

Decision-making by a senior multi-agency panel: London Borough of Enfield

Admissions into care in Enfield are managed by a well-established panel process. The placement panel makes decisions about instigating care proceedings, considers all new placement requests, and reviews placements and care plans for all looked after children. The panel meets weekly and is chaired by the assistant director of children's services. Other members include the heads of services for looked after children, children in need, commissioning, fostering, child psychotherapy, safeguarding and quality assurance, as well as the looked after children education specialist, the finance and activity officer and the panel co-ordinator. The panel is seen as a key factor in Enfield having comparatively low number of looked after children, better placement stability and better outcomes for looked after children.

4.6 Local authorities should include the following in decision-making about the best placement and/or services:

- children;
- parents or carers;
- appropriate professionals, for example, the social worker; and
- the strategic commissioner.

What does this mean for service managers?

Service managers can support this standard by contributing to the best placement and service decision-making process, and ensuring that the child and his/her parents/carers (as appropriate) are involved and supported through the decision. Information about the quality of internal and external market provision is vital to selecting the most appropriate placement and services – service managers can support this process by collecting information and contributing their knowledge and expertise to the commissioning cycle.

Streamlining access to resources: Bournemouth Borough Council

The Placements and Contract Team within Children's Strategic Services has re-organised to become an Access to Resources Team (ART), which focuses not just on placements but also on services to help divert children from care. The new structure means that the team can ensure that placements are better matched to the needs of individual children, as well as researching and suggesting alternative strategies and services to support families to look after their children and prevent the need for care proceedings. They work as a 'virtual team' with health and education, arranging a multi-agency meeting when a child has needs which require input from these services. ART administers all aspects of the placements process including payments, contracts and management information. The anticipated benefits include a reduction in the numbers of children coming into care, improved placement stability and lower unit costs. Over the longer term Bournemouth plan to incorporate services commissioned by other business units within the local authority, including housing and universal services such as education.

Strategic needs assessment

Commissioners are dependent on comprehensive aggregate data about the needs of looked after children to prepare for the sufficiency duty. The strategic needs assessment is intended to inform the Children and Young People's Plan and commissioning strategies for a range of services.

4.7 The strategic needs assessment will:

- be undertaken with partners (including internal and external providers), for example, as part of the joint strategic needs assessment (JSNA) process;
- assess the desired outcomes and needs of all looked after children and children in need at risk of care or custody, including the needs of their families;
- cover the full range of needs and outcomes including: be healthy, stay safe, enjoy and achieve, positive contribution and economic wellbeing;
- include short term and long term timescales (up to ten years);
- predict demand for both the quantity and quality of services, drawing on a wide range of available national, regional and local data including individual care plans and individual assessments;
- assess the likelihood and impact of unexpected demand and the availability of appropriate contingency arrangements.

Investing in strategic needs assessment: Gloucestershire County Council

When Gloucestershire was redesigning its services for children with complex needs (including looked after children and disabled children) they required in-depth information and analysis to supplement the Joint Strategic Needs Assessment. Gloucestershire worked with a range of stakeholders to gather local data, review current services and gaps in provision, and consider best practice and research evidence. The analysis included reviews of individual cases and pathways, forecasts of future demand, and scoping of current resource allocation. This detailed report informed the development of the new strategy, which is contributing to the redesign of community services. The aim is that more looked after children have their needs met within the community and closer to home.

- 4.8** The strategic needs assessment will inform the design of appropriate universal services including health and education services, specialist health and education services, early intervention and prevention, family support and outreach, targeted support for children in need at risk of care or custody, placements, including adoption, and transitions to adulthood and adult services.
- 4.9** The strategic needs assessment will be shared with all partners including regional partners and providers. A summary should be available for families and communities.

What does this mean for service managers?

Service managers are ideally placed to understand the long term trends in needs, the causal links, and help predict demand. By collecting more thorough data about needs and effective service interventions, service managers can help ensure the Children's Trust is best placed to deal with demand and improve outcomes most efficiently and effectively.

Market management

Market management – which includes resource analysis and workforce development – is essential to improve outcomes. Commissioners must have effective relationships with all providers (including private, voluntary and public sector providers) to ensure the markets can be incentivised and changed to secure sufficient provision. Commissioners must therefore lead the markets and children's services system, including universal services and internal services.

- 4.10** Local authority and partner commissioners will assess the markets of providers for universal and specialist services that meet the needs of looked after children and those in need at risk of care or custody. They will also assess the different business models used by both internal and external providers, and the way in which they can respond to address identified needs.

Cost Calculator for Children's Services: Loughborough University

Establishing accurate cost comparisons between internal and external services is essential to understand the markets and ensure provision is efficient and effective. There are many models to calculate internal costs and understand different business models, one example is the Loughborough Cost Calculator which is a software tool to help local authorities identify and analyse the costs of different types of placements. The model distinguishes eight core processes including initial placement decision, care planning and placement changes. It calculates the cost of each by applying the unit costs calculated from time spent on each activity, salary information, on-costs and capital overheads. These can be customised by local authorities and help ensure commissioners have complete information to support decision-making.

- 4.11** Local authority and partner commissioners will manage the markets to ensure that there is sufficient accommodation and other services to deliver the needs and desired outcomes described in the strategic assessment.
- 4.12** Local authorities and their partners will use national, regional and sub-regional commissioning arrangements to manage the markets, where this will have a positive impact on sufficiency.
- 4.13** It is expected that universal services will change in configuration as a result of the strategic assessment. Local authority and partner commissioners will be able to make appropriate design changes to universal services.

What does this mean for service managers?

Service sufficiency is heavily dependent on ensuring that the internal and external markets have the right amount of services in the right place at the right price. Service managers should contribute to the understanding of the markets and support the market design. In particular, service managers should contribute to the assessment of unit prices including overheads and other hidden costs to ensure the full price of internal and external services is known. Managers of universal services will need to consider how provision can be reconfigured to ensure services offer an integrated package of care for each individual looked after child.

Collaboration

Collaboration refers to the extent to which partners work together to secure outcomes through commissioning, for example, pooling budgets between the local authority, youth justice services and the PCT; managing special educational needs services and services for looked after children as one category; and procuring external foster care in a framework across several local areas.

Collaboration enables commissioners to take advantage of increased scale, in particular to reduce back-office costs, align services, increase market power and transparency, and pool commissioning capacity and capability.

- 4.14** Children's Trust partners within a local area will collaborate through joint commissioning to ensure a package of services is designed around the needs of each individual looked after child.
- 4.15** Neighbouring Children's Trusts, either in sub-regional or whole region configuration, will collaborate to commission services, for example, through joint needs assessment, developing joint commissioning strategies, internal and external market management, procurement, and performance management.

What does this mean for service managers?

Service managers will be expected to collaborate with each other across the local area, and in neighbouring local areas in the region, to support joint commissioning and to provide integrated packages of care. Service managers can help by establishing relationships across regions and within the Children's Trust, and by aligning processes and data across services to provide an integrated picture which supports partner collaboration.

Sub-regional collaboration to secure fostering services: Eastern Region 5

Eastern Region 5 is a sub-regional commissioning forum comprising Essex, Hertfordshire, Southend, Suffolk and Thurrock. In 2008 it established a preferred provider framework for fostering services, with the aim of ensuring that children are placed locally and improving the quality of provision and contracting arrangements. As part of a robust procurement process 38 independent fostering providers bid for the tender and contracts were awarded to 22 preferred providers. As a result of the tender, the weekly price of a foster place was reduced by an average of 10% and fixed for three years. The contract also incorporates long term placement discounts and a regional cost and volume arrangement, with discounts of between 0.5% and 15% based on aggregated spend across the region. The contract requires providers to deliver additional services (such as health services) which are not always included within the standard pricing structures of independent fostering providers, improving outcomes for looked after children.

Regional collaboration between commissioners and providers: West Midlands

Across the country, there is regional collaboration to improve commissioning practice for looked after children. The West Midlands Children's Commissioning Partnership comprises all 14 Children's Trusts in the region, the improvement and efficiency partnership, the strategic health authority, representatives from fostering (the Nationwide Association of Fostering Providers, the Joint Forum of Fostering Providers and the Fostering Network), independent special schools (the National Association of Special Schools) and residential social care (the Independent Children's Homes Association and a representative residential social care provider).

Like many areas, the West Midlands has developed a placements database to help commissioners match a child's needs with suitable provision. Commissioners and providers have worked together, with providers' views being sought on developing the requirements, tendering, interview and selection, design and testing. This has resulted in **www.westmidlandsplacements.com** which reflects the needs of all parties and covers all placements types. The website incorporates information on both internal and external placements, helping everyone across the region to understand needs, trends and gaps in sufficiency. It also supports providers in adapting their services to reflect these challenges.

Securing services

There is a variety of commissioning mechanisms and performance management options which can drive particular market behaviours and therefore the efficiency and effectiveness of services. This requires commissioners to be familiar with and to employ more sophisticated techniques to optimise outcomes.

Redesigning the spectrum of services: East Riding of Yorkshire Council

East Riding of Yorkshire has taken a whole systems approach to redesigning its services for looked after children. A culture change programme for the social care workforce has focused on enabling them to explore community-based options to support families in difficulty. They are now better linked in to early support services such as parenting support, children's centres, primary mental health workers, behaviour clinics and children's fund projects. The system redesign has resulted in fewer requests for placements and a greater number of options when a placement is required. At the same time, the council refocused its two children's homes so that one provided long term placements while the other became a short term home with a focus on rehabilitation and developing family resilience. Over a six month period this proactive approach has enabled the home to provide short term care for ten young people who have returned home to live with their families without the need for a further care episode.

- 4.16** A range of procurement and other commissioning mechanisms will be used to secure services. Spot purchasing has been found to be inefficient and reduces the ability to manage the market. Alternative procurement mechanisms – for example framework contracts – are now available which give the flexibility of spot purchasing but generally with lower costs and greater market management potential. This type of procurement mechanism is appropriate in the majority of cases, with spot purchasing used only as a last resort where services are required at a low volume, or if there is a clear documented rationale for its use in preference to other commissioning mechanisms.
- 4.17** Before a service is commissioned, commissioners will increasingly seek evidence that it is effective at meeting needs and desired outcomes.
- 4.18** All services, including those provided by the local authority, will be performance managed through a contract, grant, service level agreement or other similar approach – based on the needs and specific outcomes described in the child's individual assessment. Performance management should be evidence-based.

What does this mean for service managers?

Where services are predominantly spot purchased, service managers should support the review and redesign of commissioning and provision. It is important to ensure providers have evidence to back up their claims of effectiveness, and to help collect data to provide a baseline for performance management all services – both internal and external.

Developing a pathway of services for vulnerable young people: Oxfordshire County Council

Oxfordshire has taken a partnership approach to developing housing and support services for vulnerable young people aged 16-24 including looked after children aged 16-18 and young people leaving care. Funding from the Children, Young People and Families Directorate, Supporting People Partnership and the local housing authorities has been brought together into a joint commissioning process to enable the development of a clear pathway of services for young people and prevent homelessness. The process, overseen by the Children's Trust, was underpinned by a joint commissioning strategy and a partnership agreement.

The service pathway has a single point of referral and includes services that provide emergency, short term provision focused on assessing needs and longer term supported housing where young people develop and practice their independent living skills. In addition there are specific services for young asylum seekers and young people with multiple needs.

This approach has enabled a 20% efficiency saving to be made while maintaining the level of provision in the county. All new contracts are clearly focused on the outcomes for young people and will be closely monitored to ensure these are being achieved.

Strategic Service Delivery Partnership: Buckinghamshire Country Council

In preparation for the sufficiency duty, Buckinghamshire is redesigning its approach to securing foster care places. To reduce waste, the council is considering the replacement of two separate processes for in-house and external provision with a strategic partnership with other local authorities and independent fostering agencies to deliver an integrated fostering service. The arrangement is based on a service specification which incorporates the national contract for fostering and the national minimum standards for foster care. It is anticipated that this model will increase placement choice across the local authorities involved, reduce bureaucracy created by the present systems, and improve the efficiency and effectiveness of services.

Chapter 5. Further information and next steps

5.1 In Chapter 1 (**paragraph 1.17**), local authorities, together with their Children's Trust partners, are urged to:

- systematically review the current situation in relation to securing accommodation which meets the needs of looked after children;
- have regard to the standard for commissioning practice set out in this guidance and identify areas for improvement;
- develop or enhance their strategic commissioning processes so that all relevant services make a full contribution to meeting the needs of looked after children; and
- set priorities for action between now and April 2011.

5.2 This section signposts to sources of information to support them in this work.

Policy

Care Matters: Time for change (Published by TSO, 2007)

This White Paper introduced the concept of the sufficiency duty, as well as a range of other policy developments designed to improve outcomes for looked after children.

The Children's Plan (Published by Department for Children, Schools and Families, 2007)

Paragraph 7.8 sets out the role of universal services at the heart of an effective system of prevention and early intervention.

Who Pays? Establishing the responsible commissioner (Published by Department of Health, 2007)

For children placed out of area, local authorities and PCTs should refer to this 2007 guidance which is in place to establish who pays for and commissions a patient's care.

Adoption and the Inter-agency Fee by J Selwyn, J Sempik, P Thurston and D Wijedasa (Published by Department for Children, Schools and Families, 2009)

A study exploring the costs of arranging adoptions by local authorities and voluntary adoption agencies.

Commissioning practice

Department of Health and Department for Children, Schools and Families Commissioning Support Programme

The Commissioning Support Programme provides tailored support as and when Children's Trust partners need it. It has developed online resources and networks to help commissioners share best practice. See www.commissioningsupport.org.uk for further information and resources, including the following:

- ***Achieving Better Outcomes: Commissioning in children's services (2009)***
 - This document introduces the essential characteristics of good commissioning in children's services, in 18 modules.
- ***Commissioning Development Programme (2010)***
 - 18 modules of training to support service managers, providers and commissioners to better understand commissioning, redesign services, manage the markets and achieve efficiency savings; available from www.commissioningsupport.org.uk/events--training/csp-events--training/development-programme.aspx
- ***Commissioning for Looked After Children: Practice guidance (2010)***
 - This guidance was developed in conjunction with commissioners and providers. It is aimed at lead members, directors of children's services and senior commissioners and sets out a number of practical solutions which may be useful in optimising the commissioning of services for looked after children.

Tools

Easy Monte Carlo Tool

www.dcsf.gov.uk/everychildmatters/resources-and-practice/IG00215/

Monte Carlo is a widely used statistical technique recommended by the Treasury. It enables commissioners to consider the many factors that may affect demand and levels of expenditure, and to estimate spend while considering uncertainty. This spreadsheet based tool provides easy access for local authorities to Monte Carlo statistical modelling techniques.

Education of Looked After Children Toolkit

www.audit-commission.gov.uk/localgov/audit/childrenandyoungpeople/lactoolkit/pages/default.aspx

This toolkit is produced by the Audit Commission and has been designed to help councils improve the educational outcomes of looked after children. It is based upon rigorous,

honest self-assessment of current outcomes and processes, which will enable councils to identify key areas for improvement. The downloadable self-assessment tool generates spreadsheets and charts to show progress. An action plan is also provided.

Healthy Care Programme

www.ncb.org.uk/healthycare

The Healthy Care Programme is supported by DCSF through regional government offices and developed by the National Children's Bureau (NCB). It seeks to improve health and wellbeing outcomes for looked after children by developing good practice through partnership working, policy development and the participation of looked after children. The Healthy Care Audit Tool aims to help local authorities and NHS services take stock of where they are in providing good quality services to looked after children, and what actions they have to take to bring about improvements. It takes account of the Healthy Care Standard.

References

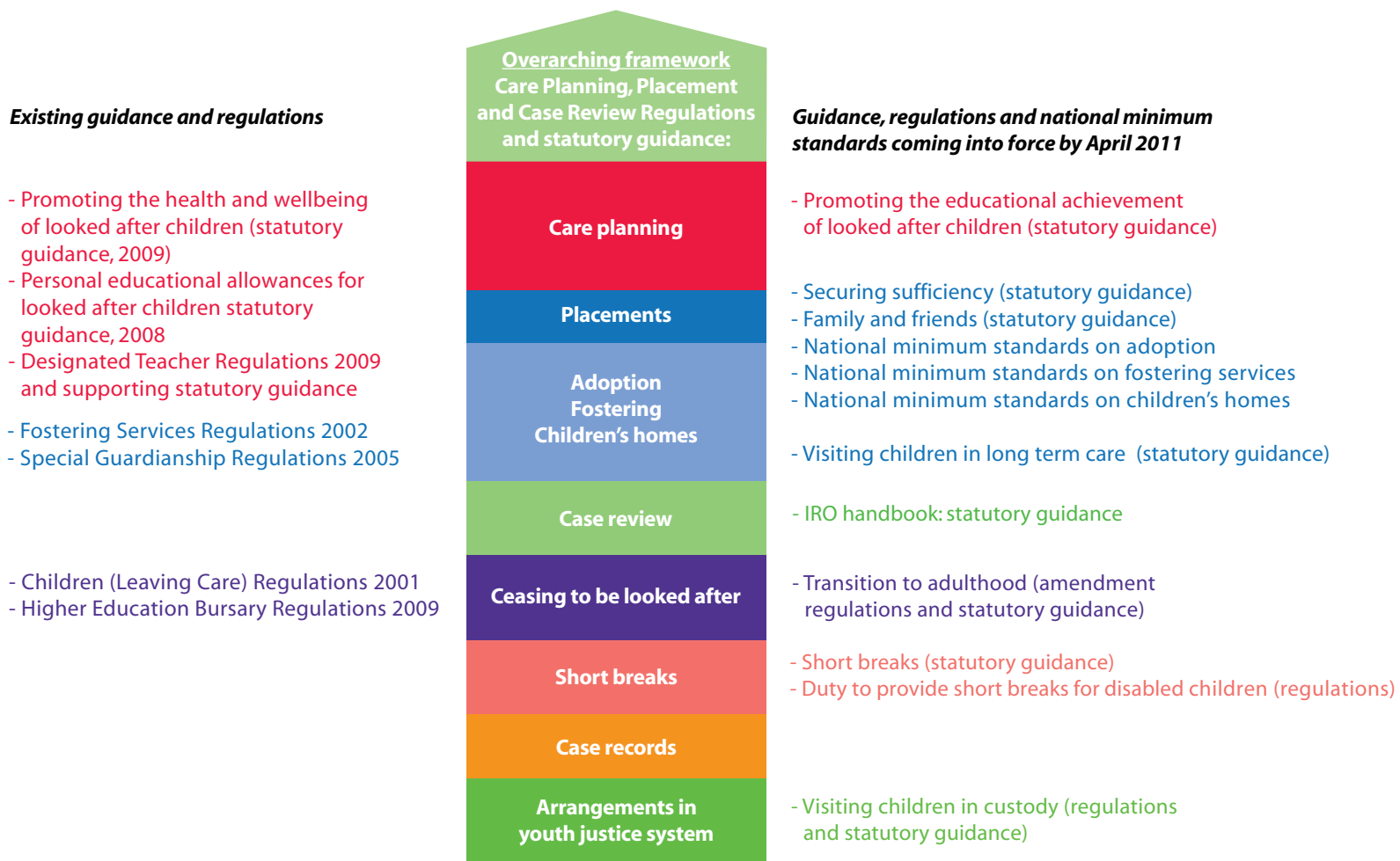
1. Section 22G of the 1989 Act was inserted by section 9 of the Children and Young Persons Act 2008.
2. The 'relevant partners' with whom the local authority must make such arrangements are set out in section 10(4) of the 2004 Act. Legislative provisions to strengthen the partnership arrangements of Children's Trusts are contained in the Apprenticeships, Skills, Children and Learning Act 2009 which also adds to the list of relevant partners.
3. Department for Children, Schools and Families (2010) *Children's Trusts: Statutory guidance on co-operation arrangements, including the Children's Trust Board and the Children and Young People's Plan*. London: DCSF.
4. CM 7137 (2007) *Care Matters: Time for change*. London: TSO. See paragraph 1.22.
5. S.I. 2005/389.
6. Where the local authority provides accommodation in accordance with section 20 (and that accommodation is provided for a continuous period of more than 24 hours), that child will be a looked after child for the purposes of the 1989 Act.
7. Section 23 of the 1989 Act has been amended by the Children and Young Persons Act 2008 and, when amendments come fully into force, section 23 will be substituted by sections 22A to 22F.
8. Department of Health et al. (2000) *Framework for the Assessment of Children in Need and Their Families*. London: The Stationery Office.
9. Ofsted (2009) *Comprehensive Area Assessment: Assessing children's services and adult learning*. Available at www.ofsted.gov.uk
10. HM Government (2006) *Joint Planning and Commissioning Framework for Children, Young People and Maternity Services*. Available at <http://publications.everychildmatters.gov.uk>
11. See for example Department of Health (2007) *World Class Commissioning: Vision*. Available at www.dh.gov.uk

Annex 1. Excerpt from the Children Act 1989

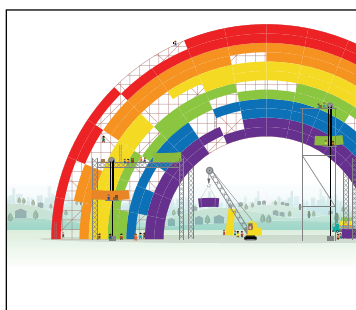
“22G General duty of local authority to secure sufficient accommodation for looked after children

- (1) It is the general duty of a local authority to take steps that secure, so far as reasonably practicable, the outcome in subsection (2).
- (2) The outcome is that the local authority are able to provide the children mentioned in subsection (3) with accommodation that—
- (a) is within the authority’s area; and
 - (b) meets the needs of those children.
- (3) The children referred to in subsection (2) are those—
- (a) that the local authority are looking after;
 - (b) in respect of whom the authority are unable to make arrangements under section 22C(2); and
 - (c) whose circumstances are such that it would be consistent with their welfare for them to be provided with accommodation that is in the authority’s area.
- (4) In taking steps to secure the outcome in subsection (2), the local authority must have regard to the benefit of having—
- (a) a number of accommodation providers in their area that is, in their opinion, sufficient to secure that outcome; and
 - (b) a range of accommodation in their area capable of meeting different needs that is, in their opinion, sufficient to secure that outcome.
- (5) In this section ‘accommodation providers’ means—
- local authority foster parents; and
 - children’s homes in respect of which a person is registered under Part 2 of the Care Standards Act 2000.”

Annex 2. Overview of statutory framework for care planning



Key supporting legislation: Children Act 1989, Children (Leaving Care) Act 2000, Adoption and Children Act 2002, Children Act 2004



You can download this publication at www.dcsf.gov.uk

Search using ref: DCSF-00186-2010

Copies of this publication can be obtained from:

DCSF Publications
PO Box 5050
Sherwood Park
Annesley
Nottingham NG15 0DJ
Tel: 0845 60 222 60
Fax: 0845 60 333 60
Textphone: 0845 60 555 60

Please quote the ref: 00186-2010DOM-EN

ISBN: 978-1-84775-675-6

D16(8676)/0310

© Crown copyright 2010

The text in this document (excluding the Royal Arms and other departmental or agency logos) may be reproduced free of charge in any format or medium providing it is reproduced accurately and not used in a misleading context.

The material must be acknowledged as Crown copyright and the title of the document specified. Where we have identified any third party copyright material you will need to obtain permission from the copyright holders concerned.

For any other use of this material please contact the Office of Public Sector Information, Information Policy Team, Kew, Richmond, Surrey TW9 4DU or e-mail: licensing@opsi.gsi.gov.uk.



**CHILDREN AND YOUNG
PEOPLE DIRECTORATE**

**NOTIFICATION OF CHILDREN IN CARE OF
OTHER LOCAL AUTHORITIES PLACED IN
HALTON (CICOLA)**

INFORMATION SHEET

Service area	Children & Young People Directorate
Date effective from	14/03/2010
Responsible officer(s)	Kate McPoland
Date of review(s)	4/03/2011
Status: <ul style="list-style-type: none"> • Mandatory (all named staff must adhere to guidance) • Optional (procedures and practice can vary between teams) 	Mandatory
Target audience	Safeguarding Unit Lead Officers CIC Social Workers
Date of committee/SMT decision	February 2010
Related document(s)	Procedures for notification of Halton Children in Care placed in other Local Authorities
Superseded document(s)	Procedures for noting and registering the move of children between Halton and other Local Authorities
File reference	

Contents	Page	Paragraph
Notification of children in care of other local authorities placed in Halton (CICOLA)	1	1
Appendices	Page	
Letter and notification form	2	

1. NOTIFICATION OF CHILDREN IN CARE OF OTHER LOCAL AUTHORITIES PLACED IN HALTON (CICOLA)

- 1.1 All North West Authorities have agreed to send the Notification Form (Appendix 1) to the PA for the Director of Children & Young People, who will be responsible for ensuring that the notification is forwarded to the Records Management Unit.
- 1.2 The Records Management Unit will load all information onto CareFirst under a new classification OLAC. This will enable reports to be run when required by Halton's Lead Officers forming the CICOLA register.
- 1.3 As Notification Forms from Local Authorities outside the North West will continue to be sent to a variety of contacts, it is proposed that all notification Forms received should be forwarded to the Records Management Unit.
- 1.4 The Lead Officer will update CareFirst with the details of the child/young person.
- 1.5 The same processes as described will apply for notification of termination of placements and moves between Authorities.
- 1.6 The CareFirst team will provide a weekly report detailing the children and young people who have moved in or out of the Local Authority area during the week to education, health, police, Youth Offending team and Connexions contacts.
- 1.7 On a quarterly basis the numbers of children will be reported by the CareFirst Team to the Safeguarding Divisional Manager and the leads from each agency detailed in 1.6.
- 1.8 Every three months, the Lead Officer within the Records Management Unit will write to the Strategic Director for Children's Services in all Local Authorities in the UK to request confirmation of children placed in Halton, in order to maintain CareFirst data. This request will also include a request for a nil return.
- 1.9 If a partner agency Records Management Unit hears from any source other than the placing Authority, that a child has been placed in Halton then it is the responsibility of the Halton Records Management Unit to write to the placing LA concerned seeking confirmation via a letter and pro forma (Appendix 1).

Director of Children's Services
(Insert Address)

CIC-OLA Register

Records Management Unit
0303 333 4300

Date

(E mail address)

Dear Custodian

Arrangement for the Placement of children (General) Regulations 1991

It has come to my attention that the child/young person named below has been placed in our area at the address below:

.....
I have been appointed as the children in care - other local authority registrar. Halton Borough Council, Children and Young People's Directorate are currently in the process of updating our register of children in care - other local authority placements in Halton.

Can I remind you that is a statutory requirement to notify us of children placed in Halton Borough (Runcorn, Widnes, Daresbury, Hale) with details as outlined in the form attached, please complete and return as soon as possible.

Please do not hesitate to contact me with any queries.

Yours Sincerely

CIC-OLA Register
Records Management Unit
(Insert address)

**STATUTORY NOTIFICATION OF OUT OF BOROUGH
NEW PLACEMENT / CHANGE OF PLACEMENT / TERMINATION OF PLACEMENT**

ORIGINATING AUTHORITY:		RECEIVING AUTHORITY:	
CHILD SURNAME:		CHILD FORENAME:	
AKA:		GENDER:	
DOB		ETHNICITY	
CHILD PROTECTION REGISTER:	YES	NO	LEGAL STATUS:
			PERSON WITH PARENTAL RESPONSIBILITY
STATEMENT:	YES	NO	DISABILITY REGISTER:
			YES
			NO
SOCIAL WORKER:			
TEL:		EMAIL:	

NEW PLACEMENT WITHIN YOUR AUTHORITY

DATE OF THE START OF THIS PLACEMENT:			
NAME OF CARER OR ESTABLISHMENT:		PLACEMENT TYPE e.g. Foster Carer/ Adoptive/ Residential or Other	
ADDRESS:			
POSTCODE:			
TEL:			
DESCRIBE THE SERVICE THAT CARE PLACEMENT HAS BEEN CONTRACTED TO DELIVER: (please specify below)			
IS EDUCATION PROVIDED ON SITE?	YES		N O
ANY TRANSPORT ARRANGEMENTS	YES		N O
THERAPEUTIC SUPPORT:	YES		N O
HEALTH NEEDS:	YES		N O
Please describe:			

--

HEALTH DETAILS

GENERAL PRACTITIONER NAME: ADDRESS: POSTCODE: TEL:	
HEALTH VISITOR TEL:	
SCHOOL NURSE TEL:	

CURRENT SCHOOL/EDUCATION PROVISION

NAME: ADDRESS: POSTCODE: TEL:			
IS THIS EDUCATION PROVISION TO CONTINUE:	YES	N O	
* IF NO, WHAT ARRANGEMENTS HAVE BEEN MADE: (please specify below with dates)			
<ul style="list-style-type: none"> • Date School Admissions contacted? • Date SEN department contacted (if statemented)? • Is alternative provision sought? • Other arrangements (e.g. education on site)? 			
HAS THE CHILD/YOUNG PERSON GOT A PERSONAL EDUCATION PLAN:	YES	N O	

TERMINATION OF PLACEMENT

DATE OF TERMINATION:	
REASON FOR TERMINATION:	
DESTINATION:	
NEW ADDRESS: POSTCODE TEL;	

SCHOOL NAME: SCHOOL ADDRESS; POSTCODE: TEL:				
IS THE ABOVE EDUCATION PROVISION TO CONTINUE:	YES		N O	

ORIGINATING AUTHORITY SIGNATURE: _____

DESIGNATION: _____

DATE: _____

DATE RECEIVED BY RECEIVING AUTHORITY: _____

Once completed, please return to:

**CIC OLA Register,
 Halton Borough Council,
 Record Management Unit
 Grosvenor House,
 Halton Lea, Runcorn,
 Cheshire. WA7 2ED**

Page 173
Appendix 1

**STATUTORY NOTIFICATION OF OUT OF BOROUGH
NEW PLACEMENT / CHANGE OF PLACEMENT / TERMINATION OF PLACEMENT**

ORIGINATING AUTHORITY:		RECEIVING AUTHORITY:	
CHILD SURNAME:		CHILD FORENAME:	
AKA:			GENDER:
DOB			ETHNICITY
CHILD PROTECTION REGISTER:		YES	NO
		LEGAL STATUS:	
		PERSON WITH PARENTAL RESPONSIBILITY	
STATEMENT:	YES	NO	
SOCIAL WORKER:			
TEL:		EMAIL:	

NEW PLACEMENT WITHIN YOUR AUTHORITY

DATE OF THE START OF THIS PLACEMENT:			
NAME OF CARER OR ESTABLISHMENT:		PLACEMENT TYPE e.g. Foster Carer/ Adoptive/ Residential or Other	
ADDRESS:			
POSTCODE:			
TEL:			
DESCRIBE THE SERVICE THAT CARE PLACEMENT HAS BEEN CONTRACTED TO DELIVER: (please specify below)			
IS EDUCATION PROVIDED ON SITE?		YES	NO
ANY TRANSPORT ARRANGEMENTS		YES	NO
THERAPEUTIC SUPPORT:		YES	NO
HEALTH NEEDS:		YES	NO
Please describe:			

HEALTH DETAILS

GENERAL PRACTITIONER NAME:	
ADDRESS:	
POSTCODE:	
TEL:	

Page 174
Appendix 1

HEALTH VISITOR TEL:	
SCHOOL NURSE TEL:	

CURRENT SCHOOL/EDUCATION PROVISION

NAME: ADDRESS: POSTCODE: TEL:					
IS THIS EDUCATION PROVISION TO CONTINUE:	<table border="1" style="display: inline-table; border-collapse: collapse;"> <tr> <td style="padding: 2px 10px;">YES</td> <td style="width: 20px;"></td> <td style="padding: 2px 10px;">NO</td> <td style="width: 20px;"></td> </tr> </table>	YES		NO	
YES		NO			
* IF NO, WHAT ARRANGEMENTS HAVE BEEN MADE: (please specify below with dates)					
<ul style="list-style-type: none"> Date School Admissions contacted? Date SEN department contacted (if stated)? Is alternative provision sought? Other arrangements (e.g. education on site)? 					
HAS THE CHILD/YOUNG PERSON GOT A PERSONAL EDUCATION PLAN:	<table border="1" style="display: inline-table; border-collapse: collapse;"> <tr> <td style="padding: 2px 10px;">YES</td> <td style="width: 20px;"></td> <td style="padding: 2px 10px;">NO</td> <td style="width: 20px;"></td> </tr> </table>	YES		NO	
YES		NO			

TERMINATION OF PLACEMENT

DATE OF TERMINATION:					
REASON FOR TERMINATION:					
DESTINATION:					
NEW ADDRESS: POSTCODE TEL;					
SCHOOL NAME: SCHOOL ADDRESS; POSTCODE: TEL:					
IS THE ABOVE EDUCATION PROVISION TO CONTINUE:	<table border="1" style="display: inline-table; border-collapse: collapse;"> <tr> <td style="padding: 2px 10px;">YES</td> <td style="width: 20px;"></td> <td style="padding: 2px 10px;">NO</td> <td style="width: 20px;"></td> </tr> </table>	YES		NO	
YES		NO			

ORIGINATING AUTHORITY SIGNATURE: _____

DESIGNATION: _____

DATE: _____

DATE RECEIVED BY RECEIVING AUTHORITY: _____

Once completed, please return to:
CIC OLA Register, Records Management Unit, Grosvenor House, Halton Lea, Runcorn, Cheshire WA7 2ED

REPORT TO: Safer Halton Policy & Performance Board

DATE: 14th June 2011

REPORTING OFFICER: Strategic Director Communities

SUBJECT: Hate Crime Reduction Strategy and Action Plan

WARDS: All

1.0 PURPOSE OF THE REPORT

1.1 To provide members with a draft of the Hate Crime Reduction Strategy and Action Plan for Halton.

2.0 RECOMMENDATION: That

- (1) Members comment on the content of the report and dependent upon their views put forward the strategy to the Council's Executive Board.

3.0 SUPPORTING INFORMATION

- 3.1 Hate crime is a serious issue that can affect the quality of life for people and communities, and reducing the level of hate crime is a key priority for the Safer Halton Partnership. Hate crime can take various forms of either physical or verbal abuse and even the threat of attack.
- 3.2 According to the Home Office and Association of Police Chief Constables the definition of hate crime comes in five categories: Race, Faith, Homophobic, Transphobic and Disability, with the number of incidents being under reported nationally.
- 3.3 It is believed that there is an issue of under-reporting. This is not unique to Halton. It is in fact a national problem which is why a Hate Crime Cross-Government Action Plan was produced.
- 3.4 It should also be noted that not all reported incidents become crimes. A hate incident may or may not constitute a criminal offence once it's been investigated. However keeping a record of incidents can help build a picture of what is happening within communities.
- 3.5 In Halton, due to the low numbers of reported incidents and the knowledge that there is a smaller diverse community, work has been progressing to include the hate crime matters with the wider safeguarding issues, such as training front line service providers and using existing communication methods to raise awareness of reporting centres.

- 3.6 This strategy and action plan is for the wider Strategic Partnership, as it's been recognised that the Council cannot progress this work alone.
- 3.7 This strategy has been shared with a variety of Partners, groups and networks, such as the Partnership's Equalities, Engagement and Cohesion Group, the Community Cohesion Officers Group, the emerging BME Network for Halton, Halton Speak Out and the Safer Halton Partnership. The strategy has also been shared with the Safeguarding Co-ordinator and Manager for Adults and Children and Young People. There have also been 1-2-1 meetings with the two lead officers for the Community Safety Team, along with a large public consultation event held in November 2010 which included service users and providers.

4.0 POLICY IMPLICATIONS

- 4.1 Whilst this strategy doesn't require any additional funding, it does require Partners to review existing areas of work and methods of working and asks that they incorporate an element of the hate crime reduction work.

5.0 FINANCIAL IMPLICATIONS

- 5.1 These are contained within the Action Plan and there are no direct financial implications for the Council.

6.0 IMPLICATIONS FOR THE COUNCILS PRIORITIES

6.1 Children and Young People in Halton

Hate crime and harassment affects children as much as it affects adults. Some forms of bullying in schools can have a hate crime incident element. Part of this strategy is to identify and eradicate those incidents through more robust reporting and clear measures to deal with incidents.

6.2 Employment, Learning and Skills in Halton

Hate Crime and Harassment are potential barriers to employment, learning and skills for our more vulnerable residents. Victims are less likely to try and take advantage of work or learning opportunities for fear of becoming a victim again. Tackling and reducing hate crime in all of its forms will remove these barriers potentially creating wider opportunities for those residents.

6.3 A Healthy Halton

Hate Crime can have serious implications for an individual's mental health. There is a clear link between repeated victimisation and mental health issues such as depression. Reducing levels of hate crime and

harassment in Halton will have a positive affect on the mental health of victims and potential victims.

6.4 **A Safer Halton**

Hate crime is a serious issue that can affect the quality of life for people and communities, and reducing the level of hate crime is a key priority for the Safer Halton Partnership. This strategy has been endorsed by the Safer Halton Partnership in May 2011.

6.5 **Environment & Regeneration in Halton**

None

7.0 **RISK ANALYSIS**

7.1 This work will help to build stronger and more resilient communities and will help to empower local residents to report incidents of hate crime. This will in turn help to improve community cohesion across the borough. There is no risk in delivering the strategy – the risk lies in potential non-delivery, with under-reporting of hate crime continuing to be an issue in Halton.

8.0 **EQUALITY AND DIVERSITY ISSUES**

8.1 The Equality Act 2010 brings together into one Act all previous legislation around Equality and Diversity. Under the Duty a public authority must, in carrying out its functions, take into account the need to: -

- (a) Eliminate discrimination, harassment, victimisation and any other conflict that is prohibited by the Equality Act 2010
- (b) Advance equality of opportunity between persons who share a relevant protected characteristic and persons who do not share it
- (c) Foster good relations between persons who share a relevant protected characteristic and persons who do not share it

8.2 The Act defines a number of characteristics which are protected: -

- (a) Age
- (b) Disability
- (c) Gender reassignment
- (d) Marriage and civil partnership
- (e) Pregnancy and maternity
- (f) Race
- (g) Religion or belief
- (h) Sex

(i) Sexual orientation

8.3 An Equality Impact Assessment is in the process of being completed for the Strategy

Hate Crime and Harassment

Reduction Strategy

[2011-16]

DRAFT

Table of Contents

1.0	Introduction	3
2.0	Defining and Identifying Hate Crime and Harassment	4
3.0	Legislative Framework.....	5
4.0	The National Context	7
5.0	The Halton Context	10
6.0	Current Reporting Arrangements	11
7.0	Aims and Objectives	13
8.0	Delivery of the Strategy	14
9.0	Measuring our Success	15
10.0	Action Plan	16
	Appendix A – Potential Actions against Offenders	26
	Appendix B – Current Hate Crime Reporting Centres	27
	Appendix C: Third Party Reporting Form.....	30

1.0 Introduction

1.1 Hate crime is a particularly serious issue that can seriously affect the quality of life for people and communities. Addressing this is a key priority for the Safer Halton partnership. By developing and implementing this strategy we will demonstrate our commitment to tackling all forms of hate crime and building a safer and stronger borough. The Safer Halton Partnership is required to produce a hate crime action plan by December 2010, as set out in the Cross Government Hate Crime Action Plan

1.2 The overall aim of the Safer Halton Partnership is:

To ensure pleasant safe and secure neighbourhood environments, with attractive, safe surroundings, good quality local amenities, and the ability of people to enjoy life where they live.

1.3 This document sets out the Hate Crime and Harassment Reduction Strategy for 2011 – 2016, to sit alongside the 5 year delivery plans for Halton's Sustainable Community Strategy. This strategy will identify, coordinate and lead on all aspects of our developing work on tackling and reducing hate crime. It covers the collection of agencies that together make up the Safer Halton Partnership. This document is linked to a number of other current Halton strategies, plans and corporate priorities.

1.4 The aim of this strategy is to identify and respond to locally established priorities for tackling hate crime and reinforce the benefits of taking a partnership approach to all hate incidents.

1.5 This strategy promotes effective and coordinated action against hate crime. This involves providing various forms of practical assistance, building capacity for interaction and alliance for services being delivered in Halton, as well as developing confidence in the criminal justice system and mechanisms for reporting hate crime to bring perpetrators to justice. The aims of the strategy form the basis of the comprehensive action plan to which all the strategy partners are committed. This strategy provides a Halton framework for action on hate crime.

1.6 The publication of this strategy will meet action 48 of the Hate Crime Cross-Government Action Plan.

2.0 Defining and Identifying Hate Crime and Harassment

2.1 The Safer Halton Partnership uses the Home Office/Association of Chief Police Officers (ACPO) definitions of hate crimes and hate incidents:

- **A hate crime** is any incident which constitutes a criminal offence that is perceived by the victim, or any other person, as being motivated by prejudice or hate.
- **A hate incident** is any incident which may or may not constitute a criminal offence that is perceived by the victim, or any other person as being motivated by prejudice or hate.

2.2 It is important to recognise the difference between a hate crime and a hate incident. All hate crimes are incidents, but not all hate incidents are crimes.

2.3 Hate crime can take many forms including:

- Physical attacks – such as physical assault, damage to property or pets, offensive graffiti and arson;
- Threat of attack – including offensive letters, abusive or obscene telephone calls, groups hanging around to intimidate and unfounded, malicious complaints
- Verbal abuse or insults - offensive leaflets and posters, abusive gestures, dumping of rubbish outside homes or through letterboxes, and bullying at school or in the workplace.

2.4 This strategy aims to address the following areas of hate crimes and incidents:

- **Race hate** – crimes/incidents motivated by ethnic origin, nationality, asylum seeker status.
- **Faith hate** – crimes/incidents motivated by religious belief or lack of religious belief.
- **Homophobic hate**– crimes/incidents motivated by sexual orientation.

- **Transphobic hate**– crimes/incidents motivated by gender identity.
- **Disability related hate**– crimes/incidents motivated by disability or ability, including learning difficulties.

2.5 Romany Gypsies and Irish Travellers (commonly referred to as Gypsies or Travellers) and Sikhs are established as specific ethnic groups. As such, they are entitled to the full protection of the Race Relations Act Amended 2002 and associated racially aggravated legislation. Gypsies and Travellers may be either visible or non-visible ethnic minorities.

2.6 Hate crime can destroy lives and instil fear in to victims and witnesses. It can stop people from living and enjoying their everyday lives. This could mean people being fearful to leave their houses or letting their children play outside. There is also a significant cost implication of hate crime. Small shops and organisations can be driven out of business. Victims and witnesses often require continued support for months or years after the event. In 2009/10 the Home Office provided in excess of £300,000 for hate crime victim projects through the Victim's Fund Hate Crime Section.¹ With increased reporting of hate crime and harassment this cost can be expected to rise significantly. The total cost of hate crime is currently unknown.

2.7 It is vitally important to identify hate crimes and incidents every time they occur. Hate crimes can affect whole communities and leave long-lasting damage. Hate crime also comes with a heightened risk of repeat victimisation if the issue is not recognised and addressed. There is also evidence to suggest that hate incidents committed by a particular perpetrator or group of perpetrators can escalate to more serious hate crimes if left unchallenged. Hate crime can often be linked to organised groups and effective reporting and monitoring can be key in identifying these groups.

3.0 The Legislative Framework

3.1 The Equality Act 2010 brings together into one Act all previous legislation around Equality and Diversity.

¹ Natale, Lara, Civitas Institute for the Study of Civil Society 2010, "Factsheet: hate Crime", p2;

- 3.2 A major feature of the act is to strengthen and promote the major responsibilities for public authorities called the General Duty.

The General Duty

- 3.3 Under this Duty a public authority must, in carrying out its functions, take into account the need to: -
- (a) Eliminate discrimination, harassment, victimisation and any other conflict that is prohibited by the Equality Act 2010
 - (b) Advance equality of opportunity between persons who share a relevant protected characteristic and persons who do not share it
 - (c) Foster good relations between persons who share a relevant protected characteristic and persons who do not share it

Protected characteristics

- 3.4 The Act defines a number of characteristics which are protected: -
- (a) Age
 - (b) Disability
 - (c) Gender reassignment
 - (d) Marriage and civil partnership
 - (e) Pregnancy and maternity
 - (f) Race
 - (g) Religion or belief
 - (h) Sex
 - (i) Sexual orientation

- 3.5 In addition there are also a number of other laws and regulations that govern how we aim to tackle and reduce hate crime and harassment. The following is a summary of the legislative framework.

- **The Domestic Violence, Crime and Victims Act 2004** – As part of this act the Victims Code of Practice came into affect from April 2006 giving victims the right to information about the crime within specified timescales. It also sets out the minimum

levels of enhanced services that should be offered to “vulnerable” victims of crime by criminal justice agencies.

- **The Anti-Social Behaviour Act 2003** – This act provides the legislative framework for practitioners to tackle anti-social behaviour.
- **The Criminal Justice Act 2003** – This act created a range of new racially and religiously aggravated offences and introduced tougher sentences for offences motivated by hatred of a victim’s sexual orientation or disability.
- **The Powers of Criminal Courts (Sentencing) Act 2000** – This act requires the court to consider racial or religious hostility as an aggravating factor when sentencing for an offence.
- **The Crime and Disorder Act 1998 (Amended by the Anti-Terrorism, Crime and Security Act 2001)** – This act covers offences of assault, ABH, criminal damage, public order and harassment that can be shown to be religiously or racially aggravated.
- **The Football Offences Act 1991** (Amended by section 9 of the Football (Offences and Disorder) Act 1999) – This act is specific to football chants that are deemed hateful towards religious groups.

4.0 The National Context

4.1 Hate crime and harassment is recognised as a national issue, and the government has produced a Cross-Government Action Plan for tackling hate crime. In 2009/2010 nationally there were:

- 2,376 recorded offences of racially or religiously aggravated harassment;
- 23,235 recorded offences of racially or religiously aggravated public fear, alarm or distress;
- 3,515 recorded offences of racially or religiously aggravated ABH and other injury;
- 223 recorded offences of racially or religiously aggravated inflicting GBH without intent;

- 3,249 recorded offences of racially or religiously aggravated criminal damage.²
- 4.2 In the four years ending March 2009, nationally over 42,000 defendants were prosecuted for hate crime. The conviction rate increased from 74% in 2005/06 to 82% in 2008/09.³
 - 4.3 The majority of perpetrators of hate crimes are male. 75% of hate crime defendants fall under the category “White British”. 25% of hate crime cases involve under-18s and 15% young men and boys.⁴
 - 4.4 83% of hate crime prosecutions in 2008/09 were either “offences against the person” or public order offences. A further 5% were criminal damage.⁵
 - 4.5 Current victim demographic information is less than comprehensive. Where gender is known, men formed the largest proportion of victims across all strands, at 68% of total victims.⁶
 - 4.6 Honour crimes are also a key national issue. The number of murders, rapes and assaults on people who break strict religious or cultural rules is doubling every year. Up to two violent honour crimes are being committed every day and up to twelve honour killings are being committed every year.⁷
 - 4.7 Disability crime includes crimes against those with learning difficulties or other mental health issues. Research by Mind found that 71% of people with mental health needs had been subjected to a disability hate crime at least once in the preceding two years. Mencap’s “Living in Fear” survey found that 88% of people with learning disabilities had been subjected to a disability hate crime or incident in the preceding year and that the effect on them can be “cumulative and devastating”.⁸

² [Crime in England and Wales 2009-2010](#)

³ Natale, Lara, Civitas Institute for the Study of Civil Society 2010, “*Factsheet: hate Crime*”, p2;

⁴ *Ibid*, p3;

⁵ *Ibid*;

⁶ *Ibid*;

⁷ Natale, Lara, Civitas Institute for the Study of Civil Society 2010, “*Factsheet: hate Crime*”, p4

⁸ Mencap, *Living in Fear*, 2000

- 4.8 However, these statistics are believed not to reflect the true extent of the problem. It is difficult to determine the exact level of under-reporting of hate crime. In 2007/08 the overall number of racist incidents recorded by the police in England and Wales was 57,055. However, an estimate based on data from the British Crime Survey (BCS) put the number of racist incidents at around 207,000 during this period, reflecting the potential scale of under-reporting.⁹ Stonewall's *Homophobic Hate Crime: The Gay British Crime Survey 2008* states that three in four victims of homophobic hate crimes did not report them to the police.¹⁰
- 4.9 Various studies have been carried out to gain an understanding of why hate-crime is so largely under-reported. A number of reasons for non-reporting have been put forward:
- the victim does not understand that a crime has taken place;
 - a lack of confidence in the police and/or the criminal justice system;
 - victims do not understand the reporting options available to them;
 - victims feel that hate crimes occur too frequently to report;
 - victims feel that what happened was not serious enough to report;
 - victims feared that they would be victimised for reporting and there may be retribution or an escalation of incidents as a result.
- 4.10 Whatever the reason, the outcome remains the same – crimes are not reported and perpetrators are not brought to justice, and remain potentially able to reoffend. This strategy sets out to improve awareness of the importance of reporting hate crimes and incidents and the options available by which to do so.
- 4.11 Under reporting is also an issue in honour crimes. Charities which help victims of honour crimes say the true extent of the problem as every year hundreds of victims, the majority of whom are female, are too frightened to report attacks or give evidence. Often cases can be unresolved due to the unwillingness of family, relatives and communities to testify. A 2006 BBC poll for the Asian Network found that one in ten of the 500 young Asians polled said that they

⁹ HM Government, *Hate Crime: The Cross-Government Action Plan 2009*, p.9;

¹⁰ Dick S, *Homophobic Hate Crime: The Gay British Crime Survey 2008*, Stonewall, p.20;

could condone the murder of someone who dishonoured their family.¹¹

5.0 The Halton Context

- 5.1 Tackling hate crime forms a key part of our approach to making Halton a safer place to live. Harassment is recognised as one of the major contributing factors to unnecessary stress. It often leads to depression for the victim and can have a devastating effect on their quality of life. The same can be said for hate crime victims.
- 5.2 Partners have been working to ensure that the data reported through an established framework is robust, and that everyone involved understands what exactly is being reported, where and how often. There has also been a combined effort to raise the awareness of hate crime incident reporting and to ensure colleagues, and Halton's residents, are clear about how to report and what to report. In 2009 the Partnership also contributed towards the printing and delivery, locally, of a national hate crime leaflet with an 0800 number.
- 5.3 Tackling hate crime is an intrinsic part of the Halton LGBT (Lesbian, Gay, Bisexual, Transsexual) Strategy. This strategy is being prepared as part of our Children's Trust Equality and Diversity action plan. Despite the origins as a Children and Young People initiative the strategy will benefit the whole LGBT community. A hate crime reporting campaign is being undertaken and a number of actions have already been completed.
- 5.6 Traditionally Halton doesn't have the more ethnically diverse communities that neighbouring local authorities have, and therefore the cohesion issues differ. However Halton Borough Council and Partners have been part of a clear effort to engage and empower local communities, focusing on any issue which may marginalise an individual or community.
- 5.7 Data on reported hate crimes and incidents in Halton is available for quarters 2, 3 and 4 of 2009/10. In this nine month period 60 hate crime incidents were recorded.
45 of these met the criteria to be investigated as a hate crime. 52

¹¹ Natale, Lara, Civitas Institute for the Study of Civil Society 2010, "Factsheet: hate Crime", p4

of these were linked to race, and 8 of these were linked to sexuality. No reported incidents linked to disability or religion were recorded – which is most likely indicative of the scale of under-reporting rather than a tangible success.

6.0 Current Reporting Arrangements

6.1 There are a number of methods by which a member of the public may report a hate crime:

- An emergency call to the police;
- A non-emergency call to the police;
- In person to the police;
- Through the police force website;
- Via the True Vision website;
- Via the post to the police;
- Through a third party reporting centre;
- Through a referral from another agency in the borough.

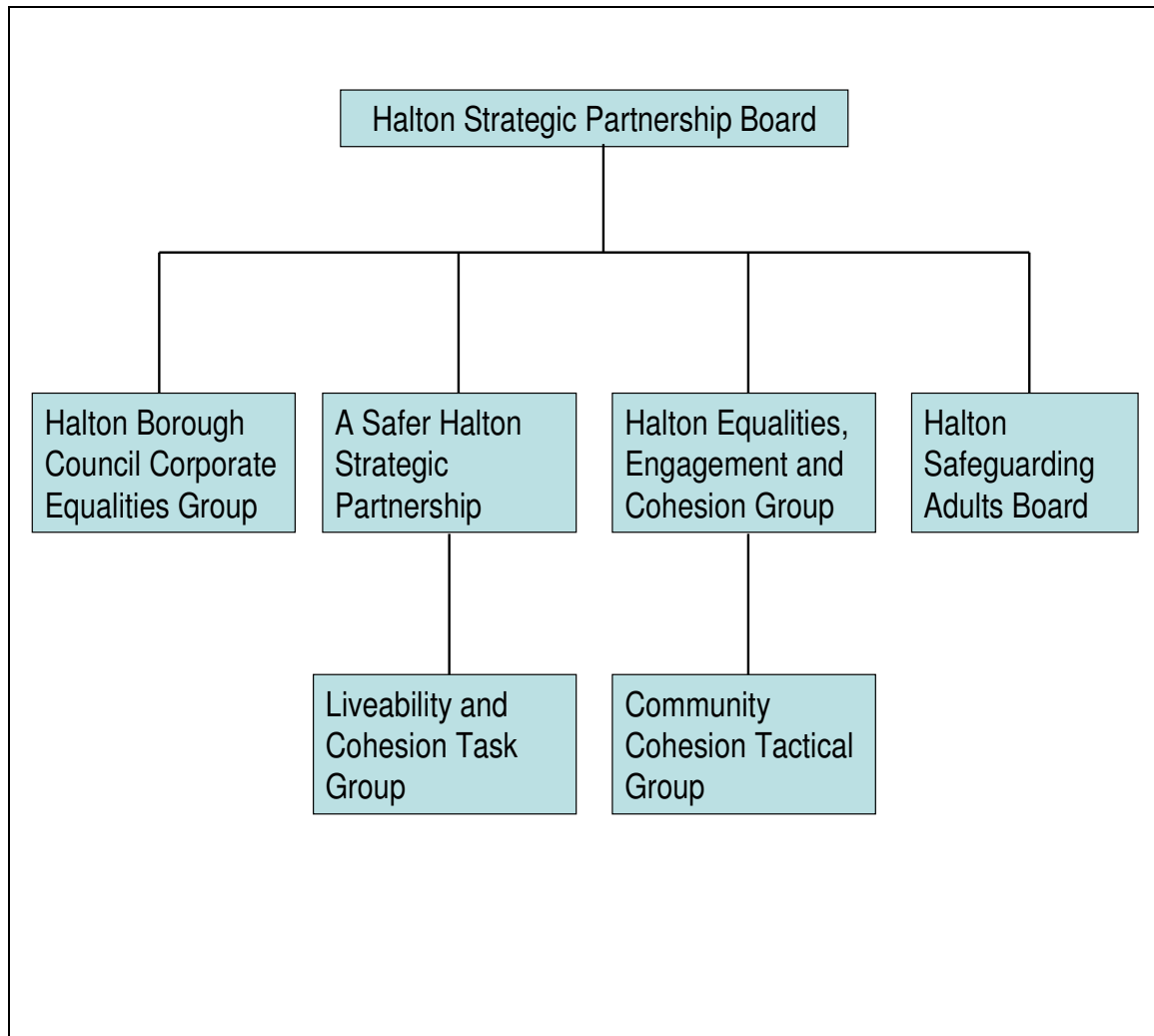
6.2 Reporting centres are open across the borough. For a full list, see appendix B.

6.3 Reporting centres are a way to overcome the communication boundaries that sometimes exist between the police and local communities. They enable victims of hate crime to report their incident in an environment of their choosing where they feel confident. Victims are able to report anonymously which will still enable the police to gather information on the levels of hate crime and hot spots to information share. The centres ensure a victim led approach and also ensure victims who may not have previously reported incidents get the relevant help and support they require. Reporting centres provide a clearer picture on what is happening and where. This allows police resources, communities and agencies to work together to tackle hate crime. The main difference with the third party reporting is that a person who is not the victim can report an incident, as a witness or on behalf of the victim.

6.4 Nominated staff within each reporting centre have received training and support on dealing with reports of hate crimes and incidents from Cheshire Police. There is an electronic form which is completed within the centre and submitted to the relevant Cheshire

Police officer (Appendix C). The designated officer inputs the information on to the force’s system and the normal operating procedures then apply. Incidents are coded by Cheshire Police to clearly differentiate reported incidents into hate “crimes” and hate “incidents”.

6.5 Data on reported crimes and incidents is reported through the Halton Partnership via this framework:



6.6 A Community Cohesion Officer group has been established, drawn from across the Partnership that adds front line operational information to the quantitative data. This provides a current picture of Halton’s communities and an opportunity to share intelligence on any community tensions. This supports a multi-agency proactive approach to supporting strong and resilient communities. A Community Cohesion Contingency Plan has been produced. Membership of the group consists of Registered Social Landlords,

Police, Fire, Third Sector, PCT, Local Authority colleagues from schools and adult learning, and other Partners can be co-opted according to need.

7.0 Aims and Objectives

7.1 This strategy sets out six key aims in relation to reducing hate crime in Halton.

- Aim 1: To improve statutory, voluntary and community service providers' responses to hate crime;
- Aim 2: To increase the reporting of hate crime;
- Aim 3: To increase the number of offenders brought to justice
- Aim 4: To improve victim safety;
- Aim 5: To reduce the tolerance of hate crime;
- Aim 6: To prevent hate crime.

7.2 Aim 1: To improve statutory, voluntary and community service providers' responses to hate crime.

- Develop standardised protocols and guidance which cover structures, referrals, data and information management;
- Develop and monitor robust performance measures;
- Develop a commissioning framework to effectively tackle hate crime.

7.3 Aim 2: To increase the reporting of hate crime.

- Raise the profile of hate crime through publicity and media;
- Promote events to raise awareness of hate crime support services;
- Increase the possibilities available to children and young people to report hate crime.

7.4 Aim 3: To increase the number of offenders brought to justice.

- Strengthen a systematic and coordinated approach to the detection, arrest, conviction and effective sentencing of offenders.

7.5 Aim 4: To improve victim safety

- Strengthen multi-agency networks enabling front line practitioners and services to disseminate information and good practice.

7.6 Aim 5: To reduce the tolerance of hate crime.

- Ensure that tackling hate crime is integrated into relevant strategies and plans;
- Promote the development and evaluation of hate crime policy within statutory, voluntary and community sector organisations.

7.7 Public agencies need to recognise that hate crime is a key issue and needs to be addressed in all areas of their work. This needs to be addressed throughout all community plans and all working strategies targeted towards improving community relations and cohesion.

7.8 Aim 6: To prevent hate crime.

- Support the development of hate crime training and awareness according to need;
- Increase service user and community involvement in the development of hate crime policy and practice;
- Support the development of hate crime reduction work with children and young people.

8.0 Delivery of the Strategy

8.1 It is important to keep local communities informed of what actions are being undertaken. It is essential that this strategy, and the progress in its delivery, is shared and discussed with the residents of Halton, through all appropriate means and forums.

8.2 This strategy is an active and working document. It has been developed to bring about further and real improvements in tackling hate crime and harassment in Halton local communities and neighbourhoods.

9.0 Measuring our Success

- 9.1 Success of the actions contained within this strategy will be partly monitoring via the Cheshire Police's Satisfaction Survey, which will indicate if people are satisfied with the service received.
- 9.2 Additionally, hate crime and incident statistics provided by the dedicated Cheshire Police Officer will be monitored to evaluate the success of this strategy, both in relation to the number of incidents reported and the number of crimes detected.
- 9.3 Consultation with victims and residents will provide an additional measure of success.

DRAFT

10.0 Action Plan

Aim 1: To improve statutory, voluntary and community service providers' responses to hate crime.

Action	Lead agency/officer	Target date	Outcomes	Current status
Develop standardised protocols and guidance which cover structures, referrals, data and information management, and regular reporting.	Safer Halton Partnership/Corporate and Organisational Policy (Debbie Houghton/Shèlah Semoff)	Completed	Quarterly reporting to various Partnership and Council groups.	Work has been ongoing for over 2 years to improve systems.
Create a multi-agency training programme on hate crime for key statutory, community and voluntary service providers.	Cheshire Police (Debbie Arden)	Completed	Increased organisations/agencies which are community reporting centres	
Review Partners' Human Resources Bullying and Harassment Policy To ensure that Partners' bullying and harassment policies reflect and incorporate all harassment (including hate crime).	Corporate and Organisational Policy (John Gallagher/Shèlah Semoff)	End of 2011	Consistent information across the partnership.	Part of a wider work plan looking at Work Force Development. Work to be done via Partnership's Equalities Group.
Explore whether Partner existing customer	Corporate and Organisational Policy	End of 2011	Consistent information across the partnership.	Work to be done via Partnership's

relationship management database is suitable for monitoring hate crime and incidents and develop a central reporting system to log Hate Crime.	(Shèlah Semoff)			Equalities Group.
Carry out mystery shopper survey of 3rd party Hate Crime Reporting Centres to ensure that all centres remain up to date.	Police Authority	Completed		Awaiting the results.
Develop best practice guidelines on harassment for inclusion in employer policies and procedures.	Corporate and Organisation Policy (John Gallagher/Shèlah Semoff)	Dec 2011	Consistent information across the partnership.	Part of a wider work plan looking at Work Force Development. Work to be done via Partnership's Equalities Group.

Aim 2: To increase the reporting of hate crime

Action	Lead agency/officer	Target date	Outcomes	Current status
Develop a school reporting system that incorporates all bullying information and details on hate incidents.	Schools/Cheshire Police (Dave Gordon)	Dec 2012	Reduce the duplication of reporting mechanisms.	Sharps system in all secondary schools but not primary.
Produce a comprehensive directory of services through which victims can report hate crime and distribute throughout the community, including organisation, address, contact numbers and a named co-ordinator.	Safer Halton Partnership	Dec 2012	Raising awareness of reporting processes within communities.	Work to be done via Partnership's Equalities Group.
Raise awareness of hate crime reporting options and services in the Borough for victims of hate crime throughout Council and Partner locations through a directed marketing campaign.	Safer Halton Partnership/all Partners/CoE for Marketing and Communications.	December 2011	Raising awareness of reporting processes within communities.	A low key campaign is to be carried out using Partners existing communication methods.
Develop an assessment to assist organisations and their front line staff to determine the appropriate course of action for reported incidents of hate crime and harassment.	Safer Halton Partnership/Safeguarding Boards	April 2012	More detailed monitoring of incidents, which can be used to target "hot spots", i.e. night time	Halton intends to combine specific hate crime elements to safeguarding training and raising

			economy.	awareness.
Review information on Halton website and update as necessary, ensuring there is sufficient information on what constitutes a hate crime, how to report it and where to go for advice and support. Ensure that all contact numbers and links are up to date.	Community Safety/Corporate and Organisation Policy	Completed		
Ensure all third party reporting organisations have received training in third party reporting.	Cheshire Police/HSP Partnership Officer	Dec 2011	Consistent information across the partnership.	Still need to engage with Children's Centres and more 3 rd groups.
Promote witness reporting of hate crime via a marketing campaign.	Safer Halton Partnership	Dec 2012	Raising awareness of reporting processes within communities.	A low key campaign is to be carried out using Partners existing communication methods.

Aim 3: To increase the number of offenders brought to justice

Action	Lead agency/officer	Target date	Outcomes	Current status
Improve engagement between the Police and CPS to deliver on bringing more offenders to justice.	Cheshire Police (Dave Gordon)	April 2012	Increased confidence within communities.	
Increase in the number of enforcement action (such as injunctions, evictions, ASBOs, sanctioned detections, evictions, etc.) taken against perpetrators of hate crime across tenure.	Community Safety Team/Police ASB Unit	April 2012	Increased confidence within communities.	
Review the contribution of CCTV to the detection and prevention of hate crime, including appropriate tasking and the alignment of CCTV to the distribution of incidences of hate crime in the Borough.	Community Safety Team/HBC	December 2011	Identification of potential "hot spots".	

Aim 4: To improve victim safety

Action	Lead agency/officer	Target date	Outcomes	Current status
Inclusion in Directory of Services for victims and witnesses.	Safer Halton Partnership/ victim support officer	Dec 2012	Raising awareness of reporting processes within communities.	
Inclusion in existing feedback systems to monitor victim evaluation and satisfaction levels.	Safer Halton Partnership/victim support officer	April 2012	Better monitoring and increased confidence within communities.	
Explore opportunities for victims to be involved in future development of support services.	Safer Halton Partnership/ victim support officer	April 2012	Resident involvement with service development.	Perhaps to be included in the victims support group?

Aim 5: To reduce the tolerance of hate crime

Action	Lead agency/officer	Target date	Outcomes	Current status
Develop a communication campaign to encourage local communities to be involved in tackling hate crime.	Halton BC Community Safety/Marketing/Safeguarding Boards	Dec 2011	Raising awareness of reporting processes within communities. Resident involvement with service development.	It's been suggested that this should be incorporated into the work of the safeguarding boards rather than a separate piece of work. Discussions currently under way with relevant managers.
Work with relevant and appropriate groups and organisations to raise awareness and empower vulnerable groups in challenging hate crime and harassment (such as people with learning disabilities).	Safer Halton Partnership/Safeguarding Boards	April 2012	Raising awareness of reporting processes within communities. Resident involvement with service development.	It's been suggested that this should be incorporated into the work of the safeguarding boards rather than a separate piece of work. Discussions currently under way with relevant managers.
Publish annual statistics about the prevalence of hate crime and harassment.	Community Safety Team/HBC	July 2011	Raising awareness of reporting processes within	Discussions underway to include the hate crime stats as part of the

			communities, and increased confidence.	documentation that has to be published as part of the Equality Act 2010 requirements.
Raise awareness of Hate Crime through networking, open days and one off events.	Safer Halton Partnership/All Partners	Dec 2011	Raising awareness of reporting processes within communities, and increased confidence.	Need to ensure we piggy back onto existing events rather than create new ones.
Promote Hate Crime work at Locality Area Forums, PACT Panels and other local area based meetings.	Safer Halton Partnership/Area Forums	April 2012	Raising awareness of reporting processes within communities, and increased confidence.	HBC colleagues are looking at how this can be shared with the leads for locality working.

Aim 6: To prevent hate crime

Action	Lead agency/officer	Target date	Outcomes	Current status
Develop links with any emerging 'Friendship Groups' for migrant workers to understand issues and raise awareness of issues within these developing communities.	Community Safety/All Partners	Dec 2011	Raising awareness of reporting processes within communities, and increased confidence.	
Collect, review, monitor and report on performance hate crime data from Police, Victim Support, the Courts and all partner organisations on a quarterly basis.	Cheshire Police	Dec 2011	Better monitoring and increased confidence within communities.	Discussions are also ongoing with colleagues in HBC to map these issues, as well as include them in the JNSA.
Develop regular reports on the levels of hate crime, sanctioned detection rates, perpetrator profiles and Borough hotspots.	Cheshire Police	Completed	Better monitoring and increased confidence within communities.	A designated Police Officer currently reports on figures quarterly.
Produce Hate Crime profile for the Strategic assessment and use to assess information on: <ul style="list-style-type: none"> • Victims; • Offender; • location. 	Community Safety/Police	April 2012	Better monitoring and more targeted service delivery if required.	Discussions are also ongoing with colleagues in HBC to map these issues, as well as include them in the

				JNSA.
Promote to schools and youth centres what existing resources are available on hate crime and harassment for inclusion and building on the work around PSHE, Citizenship and anti-bullying curriculum activities.	Safer Halton Partnership	Dec 2011	Raising awareness of reporting processes within communities, and increased confidence.	There is closely liaison with the Safer Schools group, and support from the Partnership team to encourage schools to sign up to the Sharps system.
Consult with victims and residents about their experiences of hate crime and harassment and the response of the relevant authorities.	Safer Halton Partnership/Operational Groups	April 2012	Resident involvement with service development.	Blue Lamp Reassurance project will support this work.

Appendix A – Potential Actions against Offenders

Alternative Dispute Resolution (ADR) – Ways of settling disputes without going to court. Mediation is the most common form of ADR and involves a trained mediator guiding those involved to an agreed settlement.

Acceptable Behaviour Contracts (ABCs) – A written voluntary agreement between the perpetrator and the appropriate agencies, placing restrictions on the perpetrator's behaviour.

Undertaking – A promise to the court by the perpetrator regarding their future conduct. A breach of an undertaking is considered as contempt of court and could lead to a fine or up to two years imprisonment.

Injunctions – An order granted by a civil court that compels the perpetrator to do certain things, or forbids the perpetrator from entering certain areas. A breach of an injunction could lead to a fine or up to two years imprisonment.

Anti-Social Behaviour Orders (ASBOs) – An order granted, usually by the Magistrates Court, restricting the behaviour of the perpetrator. Breach of an ASBO is a criminal offence, which carries a maximum sentence of 5 years imprisonment.

Demotion Orders - An order granted in the County Court (civil) applicable where the perpetrator is an assured or secure tenant. The order brings that tenancy to an end and replaces it with a less secure demoted assured shorthold tenancy, removing various rights and benefits, for a period of 12 months. Breach of the assured shorthold tenancy within the 12 month period can result in the landlord obtaining possession.

Possession Orders - An order granted by the County Court (civil) requiring the occupant of a property to vacate that property by a certain date. The enforcement of a possession order can be postponed or suspended upon terms where appropriate.

Forfeiture of Lease - A landlord can seek to end the lease and repossess the property because the lease conditions have been broken. As this applies to leaseholders who in effect own their homes this remedy is only likely to succeed in very serious cases.

Appendix B – Current Hate Crime Reporting Centres in Halton

<p>Riverside College (Cronton) Cronton 6th Form Campus Cronton Lane Widnes Cheshire WA8 5WA</p>	<p>Riverside College (Runcorn) Runcorn Campus Campus Drive Runcorn Cheshire WA7 4RE</p>
<p>Riverside College (Kingsway) Kingsway Campus Kingsway Widnes Cheshire WA8 7QQ</p> <p>Open for students</p>	<p>Halton Speak Out The Old Police Station Mersey Road Runcorn Cheshire WA7 1DF</p> <p>Phone No: 01928 588 526</p>
<p>Liverpool Housing Trust Priory House, Northway Runcorn, Cheshire, WA7 2FS Phone: 01928 796000</p> <p>Open for Liverpool Housing Trust tenants</p>	<p>Affinity Sutton Housing (Widnes) 265 Cherrysutton Estate Widnes WA8 4TH Phone: 0845 217 8601</p> <p>(Open for all tenants on Wednesdays only)</p>
<p>Gay and Lesbian Youth Service Phone: 07747 473 829 for further information.</p> <p>Open for all LGBY young people</p>	<p>Riverside Housing Halton Brook Avenue Halton Brook Runcorn Cheshire WA7 2NW</p> <p>All tenants of Riverside</p>
<p>Halton Citizens Advice Bureau – Widnes Office Unit 3, Victoria Buildings Lugsdale Road Widnes, WA8 6DJ</p> <p>Open to All</p>	<p>Halton Citizens Advice Bureau – Runcorn Office</p> <p>Ground Floor Grosvenor House Runcorn, WA7 2HF</p> <p>Open to All</p>

<p>Ditton Youth and Community Centre Dundalk Road Widnes Cheshire WA8 8DF Club Tel No: 0151 420 0001</p> <p>Outreach mobile number is 07724 615 988</p>	<p>Chapelfield Youth Club Chapelfield Community Centre Wilsden Road Hough Green Widnes WA8 7XS Club Tel No: 0151 495 1662</p> <p>Outreach mobile number is 07724 615 988</p>
<p>Murdishaw Youth Club Moorings Close Runcorn Cheshire WA7 6DQ Club Tel No: 01928 710 273</p> <p>Outreach mobile number is 07821 396 977</p>	<p>Palacefields Community Centre The Uplands Runcorn Cheshire WA7 2UA Club Tel No: 01928 797784</p>
<p>Widnes Youth Centre c/o Kingsway Learning Centre Victoria Road Widnes Cheshire WA8 7QW</p> <p>Club Tel No: 0151 471 7351</p>	<p>West Bank Youth Club Transporter House Mersey Road Widnes WA8</p>
<p>Warrington Road Youth Centre C/O Kingsway Team Naylor Road Widnes WA8 0BS</p>	<p>Grangeway Youth & Community Centre Grangeway Runcorn Cheshire WA7 5HA</p> <p>Club Tel No: 01928 583 320</p>

<p>West Runcorn Youth Centre Russell Road Weston Point Runcorn Cheshire WA7 4DP</p> <p>Club Tel No: 01928 581 722</p>	<p>Duke of Edinburgh West Runcorn Youth Centre Russell Road Weston Point Runcorn Cheshire WA7 4DP</p> <p>Club Tel No: 01928 581 722</p>
<p>Castlefields Community Centre (Gayle Pickering) Chester Close Castlefields Runcorn WA7 2HY</p> <p>Phone No: 01928 563 839</p>	<p>Upton Community Centre (Ste Grice) Hough Green Road Widnes WA8 4PF</p> <p>Phone No: 0151 423 1386</p>
<p>Staff with Halton's One Stop Shops have also been trained. These are drop-in facilities and do not have phone numbers:</p>	
<p>Widnes Direct Link One Stop Shop 7 Brook Street Widnes Cheshire WA8 6NB</p>	<p>Halton Lea Direct Link One Stop Shop Concourse Level Rutland House Halton Lea Runcorn WA7 2ES</p>
<p>Runcorn Direct Link One Stop Shop Church Street Runcorn Cheshire WA7 1LX</p>	
<p>Staff within Halton's Direct Link Contact Centres have also been trained and can be contacted via the Council's main number:</p> <p>0303 333 4300</p>	
<p>True Vision Website (owned by the Association of Chief Police Officers)</p> <p>www.report-it.org.uk</p>	

Appendix C: Third Party Reporting Form



ELETRONIC FORM FOR COMPLETION

Please e-mail to

hate.crime.reporting@cheshire.pnn.police.uk

ABOUT THE INCIDENT

Are you the victim or a witness?

- Victim Witness Third party

What do you think motivated this crime?

- Racism Faith Disability
- Homophobia (sexual orientation) Transphobia (gender)

Tell us about the incident in your own words, giving as much detail as possible *(please use a separate sheet if necessary):*

DRAFT

When did the incident take place?

Time Day Date

Where did it happen?

Street name / location

Town / City

Were there any injuries?

Yes (if 'yes' please give details)

No

Did any loss or damage to property result from the incident?

Yes (if 'yes' please give details)

No

ABOUT THE VICTIM

Age

Gender

First language

(please state whether you require a translator.)

To help us deal with hate crime correctly, please tick how you would describe yourself.

Faith

- Buddhist
- Christian
- Hindu
- Jewish
- Muslim
- Rastafarian
- Sikh
- Other
- No religion
- Prefer not to say

Sexual Orientation

- Heterosexual
- Bisexual
- Gay/Lesbian

Ethnicity

- White British
- White Irish
- Any other white background
- White & Black Caribbean
- White & Black African
- White & Asian
- Any other mixed background
- Indian
- Pakistani
- Bangladeshi
- Black Caribbean
- Black African
- Any other black background
- Chinese
- Any other ethnic group
- Gypsy
- Traveller community
- Prefer not to say

ABOUT THE OFFENDER(S)

How many offenders were there

Do you know them?

Yes

No

If 'yes' please give names and if possible addresses).

Can you give a description?

(Consider age, gender, height, ethnicity, build and clothing).

Please describe any distinguishing marks or features about the person.

Was a vehicle used?

Please describe the vehicle e.g. colour, make, model

PERSONAL DETAILS

The details you have provided to us so far will be recorded for monitoring purposes.

If you wish this incident to be investigated please include how you would prefer to be contacted.

Your name

Your address

Postcode

Telephone number

E-mail

Please tell us how you would prefer to be contacted e.g. only at a certain time or location.

Agency contact for help and support

Do you agree to this information being passed to your local agency partnership?

Incident details only

Yes

No

My details

Yes

No

Office use